

2022 GENERAL FUND 'MAYOR'S BUDGET'

SUPPORTING SCHEDULES:

Resource Distribution

Per Capita Benchmarks

Line Item Budget

Property Tax

Sales Tax

Revenues

Revenue Sources

Interfund Allocations

Operating Departments' Expenditures

Departments' Request v. 'Mayor's Budget'

Operating Departments' Share of Revenues

Personnel Costs

Debt Service Schedule -All Funds

Health Insurance

Total Operating Revenues	\$	22,567,744
Less:		
Department Specific Revenues	\$	(715,408)
Total Inflow of Resources	\$	21,852,336
Fixed Outflows		
Non-Direct Departmental Expenditures	\$	(7,785,760)
Debt Service	\$	(477,815)
Printing and Advertising	\$	(2,300)
Central Services	\$	(758,500)
Municipal Association	\$	(5,900)
Judgement and Claims	\$	(50)
Taxes of City Property	\$	(7,500)
Contingencies	\$	(100,000)
LOSOP Volunteer Firefighters	\$	(10,800)
Animal Control	\$	(83,867)
Total Fixed Outflows	\$	<u>(9,232,492)</u>
Total Resources Available for Department	\$	<u>12,619,844</u>
Total Resources Allocated to Departments	\$	12,619,844
Unallocated Resources	\$	<u><u>-</u></u>


City of Cortland
Per-Capita 2022 Budget Benchmarks

Source: Empire Center for Public Policy
 Benchmarking New York

City of Cortland Population 2020 Census 18696

The use of Benchmarks is to provide subjective context to the City's Budget. Budgetary benchmarks address the reasonableness of assumptions and estimates used in the preparation of a financial blueprint. They are not intended and nor should they be use to objectively gauge if any one municipality is performing or utilizing available resources better or worse than another. Peer cities share some characteristics in common, but often only population size. Cities each is unique with individual priorities, operate within different economic demographics, faced with different limitations and strive to satisfy the unique values and expectations of their residents.

	2022 Budget	2019 Actuals					Average
	Cortland	Auburn	Elmira	Fulton	Geneva	Oneonta	
County	Cortland	Cayuga	Chemung	Oswego	Ontario	Otsego	
Population	18696	27687	29200	11896	13261	13901	
Size	Medium	Medium	Medium	Medium	Medium	Medium	
Area	CNY	CNY	CNY	CNY	CNY	CNY	
Property Taxes Per Capita	\$ 497						\$ 879
Sale Taxes Per Capita	\$ 324						
Total Taxes Per Capita	\$ 822	831	759	1178	938	748	\$ 879
Effective Tax Rate	17.4	15.3	21.8	20.3	16.5	10.5	17
Property Taxes Per Capita	\$ 497	436	527	578	540	370	\$ 491
Sales Taxes Per Capita	\$ 324	282	201	543	309	355	\$ 336
State Aid Per Capita	\$ 108	\$ 506	\$ 311	\$ 270	\$ 273	\$ 418	\$ 314
Total Revenue Per Capita	\$ 1,207	\$ 2,986	\$ 2,184	\$ 2,856	\$ 2,136	\$ 2,248	\$ 2,270
Public Safety Per Capita	\$ 407	\$ 568	\$ 462	\$ 574	\$ 441	\$ 385	\$ 473
Public Works Per Capita	\$ 100	\$ 396	\$ 327	\$ 291	\$ 256	\$ 398	\$ 295
Parks and Rec Per Capita	\$ 42	\$ 151	\$ 31	\$ 43	\$ 102	\$ 142	\$ 85
Employee Benefits Per Capita	\$ 367	\$ 436	\$ 384	\$ 585	\$ 368	\$ 385	\$ 421
Debt Service Per Capita	\$ 26	\$ 308	\$ 165	\$ 140	\$ 477	\$ 120	\$ 206



City of Cortland

SOURCE: | NEXT YEAR BUDGET LEVELS REPORT
 PROJECTION: 2022 2022 General Fund

Note' Use of (Brackets) in this report.
 This schedule uses the Excel "Sum" function to arrive and net department costs. The accounting convention of DEBIT and (CREDIT) is use to distinguish between what is an outflow of resources -Debit and what is an inflow of Resources (Credits)

9/23/2021
 MAYOR
 YES

General Fund	YEAR LEVEL	IN BALANCE (SURPLUS) DEFICIT	2020	2021	2022	2022	2022	2022	2022	Change From	Percent
			Actual	Adopted	Department	Mayor	Council	Proposed	Adopted	2021 Adopted	Change
				YES	NO	YES	YES	YES	YES		
			\$ -	\$ 730,342	\$ -	\$ -	\$ -	\$ -	\$ -		
COMMON COUNCIL											
A1010	510000	PERS SERV	\$ 40,000	\$ 40,000	\$ 40,000	\$ 80,000	\$ -	\$ -	\$ -	\$ 40,000	
A1010	541100	CONTR UTILITIES	\$ -	\$ 54,500	\$ -	\$ 60,000	\$ -	\$ -	\$ -	\$ 5,500	
A1010	541500	CONTR PROFESSIONAL SVCS	\$ 24,484	\$ 2,000	\$ 12,000	\$ 12,000	\$ -	\$ -	\$ -	\$ 10,000	
A1010	541600	CONTR TRAVEL EDUC TRAIN	\$ 485	\$ -	\$ 15,000	\$ 15,000	\$ -	\$ -	\$ -	\$ 15,000	
A1010	541900	CONTR PUBLIC INFORMATION	\$ -	\$ -	\$ 2,000	\$ 2,000	\$ -	\$ -	\$ -	\$ 2,000	
TOTAL	COMMON COUNCIL		\$ 64,969	\$ 96,500	\$ 69,000	\$ 169,000	\$ -	\$ -	\$ -	\$ 72,500	75%
MAYOR											
A1210	510000	PERS SERV	\$ 60,190	\$ 75,130	\$ 76,650	\$ 110,000	\$ -	\$ -	\$ -	\$ 34,870	
A1210	540300	CONTR OFFICE SUPPLIES	\$ 565	\$ 1,200	\$ 1,200	\$ 1,200	\$ -	\$ -	\$ -	\$ -	
A1210	540700	CONTR EQUIPMENT REPAIR	\$ -	\$ 100	\$ 100	\$ 100	\$ -	\$ -	\$ -	\$ -	
A1210	541500	CONTR PROFESSIONAL SVCS	\$ 628	\$ -	\$ -	\$ -	\$ -	\$ -	\$ -	\$ -	
A1210	541600	CONTR TRAVEL EDUC TRAIN	\$ 356	\$ 1,000	\$ 2,000	\$ 2,000	\$ -	\$ -	\$ -	\$ 1,000	
A1210	541800	CONTR POSTAGE & FREIGHT	\$ -	\$ -	\$ -	\$ -	\$ -	\$ -	\$ -	\$ -	
A1210	541901	CONTR MAYOR'S PROGRAMS	\$ 2,500	\$ -	\$ -	\$ -	\$ -	\$ -	\$ -	\$ -	
TOTAL	MAYOR		\$ 64,239	\$ 77,430	\$ 79,950	\$ 113,300	\$ -	\$ -	\$ -	\$ 35,870	46%
FINANCE OFFICE											
A1325	41001	REAL PROPERTY TAXES	\$ (9,026,418)	\$ (9,115,000)	\$ (9,297,300)	\$ (9,297,300)	\$ -	\$ -	\$ -	\$ (182,300)	2%
A1325	41051	PROCEEDS OF TAX SALE	\$ -	\$ (85,000)	\$ (98,000)	\$ (98,000)	\$ -	\$ -	\$ -	\$ (13,000)	
A1325	41080	PILOT - CORTLAND HOUSING	\$ (75,216)	\$ (72,000)	\$ (72,000)	\$ (72,000)	\$ -	\$ -	\$ -	\$ -	
A1325	41081	PILOT - CORTLAND CROWN HOMES	\$ (5,975)	\$ (5,900)	\$ (5,900)	\$ (5,900)	\$ -	\$ -	\$ -	\$ -	
A1325	41082	PILOT - FREEDOM HOUSE	\$ (7,290)	\$ (45,000)	\$ (45,000)	\$ (45,000)	\$ -	\$ -	\$ -	\$ -	

A1325	41083	PILOT - CLOCKTOWER	\$	(12,500)	\$	(12,500)	\$	(12,500)	\$	-	\$	-	\$	-	\$	-	
A1325	41084	PILOT - CPI REALTY INTERNAT'L	\$	(14,316)	\$	(12,000)	\$	(12,000)	\$	(12,000)	\$	-	\$	-	\$	-	
A1325	41090	INTEREST & PENALTIES R/P TAX	\$	(299,306)	\$	(278,094)	\$	(278,000)	\$	(278,000)	\$	-	\$	-	\$	94	
A1325	41091	PENALTY FOR DELINQUENT NOTICE	\$	(451)	\$	(510)	\$	(510)	\$	(510)	\$	-	\$	-	\$	-	
A1325	41120	NON-PROP TAX DISTR BY COUNTY	\$	(5,227,307)	\$	(4,700,359)	\$	(5,502,293)	\$	(6,064,534)	\$	-	\$	-	\$	(1,364,175)	
A1325	41130	UTILITY GROSS RCPTS TAX	\$	(141,125)	\$	(164,700)	\$	(164,700)	\$	(164,700)	\$	-	\$	-	\$	-	
A1325	41170	FRANCHISE TAX	\$	(218,798)	\$	(230,000)	\$	(230,000)	\$	(230,000)	\$	-	\$	-	\$	-	
A1325	41230	FINANCE OFFICE	\$	(7,412)	\$	(1,600)	\$	(1,600)	\$	(1,600)	\$	-	\$	-	\$	-	
A1325	41289	OTHER GENERAL GOVT INCOME	\$	(78)	\$	(500)	\$	(500)	\$	(500)	\$	-	\$	-	\$	-	
A1325	41741	PARKING PERMITS/CITY SHARE	\$	(38,000)	\$	(38,000)	\$	(38,000)	\$	(38,000)	\$	-	\$	-	\$	-	
A1325	42401	INTEREST EARNINGS	\$	(138,256)	\$	(7,750)	\$	(7,750)	\$	(7,750)	\$	-	\$	-	\$	-	
A1325	42411	HSBC LOT LEASE	\$	(1)	\$	(21,000)	\$	(21,000)	\$	(21,000)	\$	-	\$	-	\$	-	
A1325	42412	RAILROAD LEASE/ARMORY RENT	\$	(13,112)	\$	(30,000)	\$	(30,000)	\$	(30,000)	\$	-	\$	-	\$	-	
A1325	42770	OTHER UNCLASSIFIED REVENUE	\$	(21,672)	\$	(200,000)	\$	(258,000)	\$	(258,000)	\$	-	\$	-	\$	(58,000)	
A1325	43001	STATE AID - PER CAPITA	\$	(2,018,330)	\$	(2,018,810)	\$	(2,018,830)	\$	(2,018,830)	\$	-	\$	-	\$	(20)	
A1325	43005	MORTGAGE TAX	\$	(208,697)	\$	(200,000)	\$	(250,000)	\$	(250,000)	\$	-	\$	-	\$	(50,000)	
A1325	43089	STATE AID - OTHER	\$	-	\$	-	\$	-	\$	-	\$	-	\$	-	\$	-	
A1325	45031	TRANSFER FROM WATER	\$	(770,771)	\$	(803,000)	\$	(803,000)	\$	(803,000)	\$	-	\$	-	\$	-	
A1325	45032	TRANSFER FROM SEWER	\$	(867,582)	\$	(870,000)	\$	(870,000)	\$	(870,000)	\$	-	\$	-	\$	-	
A1325	510000	PERS SERV	\$	338,367	\$	351,585	\$	354,252	\$	354,252	\$	-	\$	-	\$	2,667	
A1325	510003	PERS SERV VAC CASH IN	\$	17,154	\$	15,000	\$	20,000	\$	20,000	\$	-	\$	-	\$	5,000	
A1325	540300	CONTR OFFICE SUPPLIES	\$	4,420	\$	4,750	\$	4,750	\$	4,750	\$	-	\$	-	\$	-	
A1325	541100	CONTR UTILITIES	\$		\$	2,100	\$	2,100	\$	2,100	\$	-	\$	-	\$	-	
A1325	541500	CONTR PROFESSIONAL SVCS	\$	16,454	\$	60,150	\$	60,150	\$	60,150	\$	-	\$	-	\$	-	
A1325	541502	CONTR PROFESSIONAL/IN REM	\$		\$	6,000	\$	6,000	\$	6,000	\$	-	\$	-	\$	-	
A1325	541507	MUNIS ACCT/PAYROLL	\$	67,374	\$	60,000	\$	60,000	\$	60,000	\$	-	\$	-	\$	-	
A1325	541600	CONTR TRAVEL EDUC TRAIN	\$	5,071	\$	8,000	\$	8,000	\$	8,000	\$	-	\$	-	\$	-	
TOTAL	FINANCE DEPT.		\$	(18,651,273)	\$	(18,404,138)	\$	(19,501,631)	\$	(20,063,872)	\$	-	\$	-	\$	(1,659,734)	9%
		ASSESSOR															
A1355	541500	CONTR PROFESSIONAL SVCS	\$	70,000	\$	70,000	\$	70,000	\$	70,000	\$	-	\$	-	\$	-	
TOTAL	ASSESSMENT		\$	70,000	\$	70,000	\$	70,000	\$	70,000	\$	-	\$	-	\$	-	0%

A1362	540000	CONTR GENERAL	\$ 4,531	\$ 2,300	\$ 2,300	\$ 2,300	\$ -	\$ -	\$ -	\$ -	
TOTAL	PRINTNG AND ADVERTISIN		\$ 4,531	\$ 2,300	\$ 2,300	\$ 2,300	\$ -	\$ -	\$ -	\$ -	0%
		CLERK'S OFFICE									
A1410	41255	CLERK FEES	\$ (29,904)	\$ (35,000)	\$ (35,000)	\$ (35,000)	\$ -	\$ -	\$ -	\$ -	
A1410	41550	PUBLIC POUND CHARGES	\$ (1,480)	\$ (960)	\$ (960)	\$ (960)	\$ -	\$ -	\$ -	\$ -	
A1410	42540	BINGO LICENSES	\$ (450)	\$ (730)	\$ (730)	\$ (730)	\$ -	\$ -	\$ -	\$ -	
A1410	42544	DOG LICENSES	\$ (295)	\$ (7,625)	\$ (7,625)	\$ (7,625)	\$ -	\$ -	\$ -	\$ -	
A1410	42545	MARRIAGE LICENSES	\$ (6,213)	\$ (1,450)	\$ (1,450)	\$ (1,450)	\$ -	\$ -	\$ -	\$ -	
A1410	510000	PERS SERV	\$ 43,247	\$ 63,715	\$ 59,452	\$ 59,452	\$ -	\$ -	\$ -	\$ (4,263)	
A1410	540300	CONTR OFFICE SUPPLIES	\$ 1,287	\$ 1,650	\$ 1,650	\$ 1,650	\$ -	\$ -	\$ -	\$ -	
A1410	540301	CONTR OFFICE EQUIP < \$5000	\$ 2,350	\$ 4,100	\$ 4,100	\$ 4,100	\$ -	\$ -	\$ -	\$ -	
A1410	540500	CONTR FUNCT OP EQUIP	\$ 1,172	\$ 3,000	\$ 3,000	\$ 3,000	\$ -	\$ -	\$ -	\$ -	
A1410	540700	CONTR EQUIPMENT REPAIR	\$ 3,727	\$ 1,200	\$ 1,200	\$ 1,200	\$ -	\$ -	\$ -	\$ -	
A1410	541500	CONTR PROFESSIONAL SVCS		\$ 500	\$ 500	\$ 500	\$ -	\$ -	\$ -	\$ -	
TOTAL	CITY CLERK		\$ 13,441	\$ 28,400	\$ 24,137	\$ 24,137	\$ -	\$ -	\$ -	\$ (4,263)	-15%
		LAW DEPARTMENT									
A1420	510000	PERS SERV	\$ 109,692	\$ 102,000	\$ 104,040	\$ 104,040	\$ -	\$ -	\$ -	\$ 2,040	
A1420	540300	CONTR OFFICE SUPPLIES	\$ 1,981	\$ 900	\$ 900	\$ 900	\$ -	\$ -	\$ -	\$ -	
A1420	541100	CONTR UTILITIES	\$ 1,110	\$ 300	\$ 300	\$ 300	\$ -	\$ -	\$ -	\$ -	
A1420	541500	CONTR PROFESSIONAL SVCS	\$ 127,596	\$ 30,000	\$ 30,000	\$ 30,000	\$ -	\$ -	\$ -	\$ -	
A1420	541600	CONTR TRAVEL EDUC TRAIN		\$ 1,500	\$ 1,500	\$ 1,500	\$ -	\$ -	\$ -	\$ -	
TOTAL	LAW DEPARTMENT		\$ 240,379	\$ 134,700	\$ 136,740	\$ 136,740	\$ -	\$ -	\$ -	\$ 2,040	2%
		BUILDING & GROUNDS									
A1620	43021	COURT FACILITIES MAINTENANCE	\$ (32,114)	\$ (35,000)	\$ (35,000)	\$ (35,000)	\$ -	\$ -	\$ -	\$ -	
A1620	540300	CONTR OFFICE SUPPLIES		\$ 150	\$ 150	\$ 150	\$ -	\$ -	\$ -	\$ -	
A1620	540500	CONTR FUNCT OP EQUIP	\$ 3,241	\$ 12,500	\$ 12,500	\$ 12,500	\$ -	\$ -	\$ -	\$ -	
A1620	540506	CONTR FUNCT OP EQUIP ARMORY	\$ 199	\$ 500	\$ 10,000	\$ 10,000	\$ -	\$ -	\$ -	\$ 9,500	
A1620	540507	CONTR PERS PROTECTIVE GEAR		\$ 1,800	\$ 500	\$ 500	\$ -	\$ -	\$ -	\$ (1,300)	
A1620	540700	CONTR EQUIPMENT REPAIR	\$ 12,575	\$ 10,000	\$ 1,800	\$ 1,800	\$ -	\$ -	\$ -	\$ (8,200)	
A1620	540701	CONTR EQUIP REPAIR ARMORY	\$ 352	\$ 1,050	\$ 10,000	\$ 10,000	\$ -	\$ -	\$ -	\$ 8,950	
A1620	541100	CONTR UTILITIES	\$ 3,152	\$ 1,500	\$ 5,000	\$ 5,000	\$ -	\$ -	\$ -	\$ 3,500	

A1620	541500	CONTR PROFESSIONAL SVCS	\$ 77,367	\$ 110,000	\$ 114,500	\$ 114,500	\$ -	\$ -	\$ -	\$ 4,500	
A1620	541503	CONTR PROFESSIONAL/ARMORY		\$ -	\$ -	\$ -	\$ -	\$ -	\$ -	\$ -	
A1620	541504	CONTR PROFESSIONAL/LANDSCAPE	\$ 1,500	\$ -	\$ 3,500	\$ 3,500	\$ -	\$ -	\$ -	\$ 3,500	
TOTAL	BUILDINGS & GROUNDS		\$ 66,272	\$ 102,500	\$ 122,950	\$ 122,950	\$ -	\$ -	\$ -	\$ 20,450	20%
	CENTRAL SERVICES										
A1670	541100	CONTR UTILITIES	\$ 648,528	\$ 605,000	\$ 605,000	\$ 670,000	\$ -	\$ -	\$ -	\$ 65,000	
A1670	541500	CONTR PROFESSIONAL SVCS	\$ 14,512	\$ 73,500	\$ 73,500	\$ 73,500	\$ -	\$ -	\$ -	\$ -	
A1670	541800	CONTR POSTAGE & FREIGHT	\$ 18,998	\$ 15,000	\$ 15,000	\$ 15,000	\$ -	\$ -	\$ -	\$ -	
TOTAL	CENTRAL SERVICES		\$ 682,038	\$ 693,500	\$ 693,500	\$ 758,500	\$ -	\$ -	\$ -	\$ 65,000	9%
	TECHNOLOGY DEPARTMENT										
A1680	510000	PERS SERV	\$ 82,317	\$ 77,000	\$ 78,540	\$ 78,540	\$ -	\$ -	\$ -	\$ 1,540	
A1680	540300	CONTR OFFICE SUPPLIES	\$ 2,818	\$ 3,000	\$ 3,000	\$ 3,000	\$ -	\$ -	\$ -	\$ -	
A1680	540500	CONTR FUNCT OP EQUIP	\$ 33,866	\$ 36,000	\$ 123,000	\$ -	\$ -	\$ -	\$ -	\$ (36,000)	
A1680	541500	CONTR PROFESSIONAL SVCS	\$ 25,289	\$ 33,800	\$ 33,800	\$ 33,800	\$ -	\$ -	\$ -	\$ -	
A1680	541600	CONTR TRAVEL EDUC TRAIN	\$ 195	\$ 1,800	\$ 1,800	\$ 1,800	\$ -	\$ -	\$ -	\$ -	
TOTAL	CENTRAL DATA PROCESSIN		\$ 144,485	\$ 151,600	\$ 240,140	\$ 117,140	\$ -	\$ -	\$ -	\$ (34,460)	-23%
A1910	540000	CONTR GENERAL	\$ 251,202	\$ 250,000	\$ 260,000	\$ 260,000	\$ -	\$ -	\$ -	\$ 10,000	
TOTAL	UNALLOCATED INSURANCE		\$ 251,202	\$ 250,000	\$ 260,000	\$ 260,000	\$ -	\$ -	\$ -	\$ 10,000	4%
A1920	540000	CONTR GENERAL	\$ 5,891	\$ 5,900	\$ 5,900	\$ 5,900	\$ -	\$ -	\$ -	\$ -	
TOTAL	MUNICIPAL ASSOCIATION		\$ 5,891	\$ 5,900	\$ 5,900	\$ 5,900	\$ -	\$ -	\$ -	\$ -	0%
A1930	540000	CONTR GENERAL		\$ 50	\$ 50	\$ 50	\$ -	\$ -	\$ -	\$ -	
TOTAL	JUDGMENTS & CLAIMS			\$ 50	\$ 50	\$ 50	\$ -	\$ -	\$ -	\$ -	0%
A1950	540000	CONTR GENERAL	\$ 7,333	\$ 7,500	\$ 7,500	\$ 7,500	\$ -	\$ -	\$ -	\$ -	

TOTAL	TAXES ON CITY PROPERTY		\$ 7,333	\$ 7,500	\$ 7,500	\$ 7,500	\$ -	\$ -	\$ -	\$ -	0%
A1990	540000	CONTR GENERAL	\$ -	\$ 97,679	\$ 100,000	\$ 100,000	\$ -	\$ -	\$ -	\$ 2,321	
TOTAL	OTHER - CONTINGENCIES		\$ -	\$ 97,679	\$ 100,000	\$ 100,000	\$ -	\$ -	\$ -	\$ 2,321	2%
		PUBLIC SAFETY (TRAFFIC)									
A3010	540200	CONTR MOTOR EQUIP REPAIR	\$ 2,274	\$ 3,200	\$ 3,200	\$ 3,200	\$ -	\$ -	\$ -	\$ -	
A3010	540500	CONTR FUNCT OP EQUIP	\$ 26,748	\$ 26,800	\$ 26,800	\$ 26,800	\$ -	\$ -	\$ -	\$ -	
A3010	540501	CONTR TOOLS & EQUIPMENT	\$ 262	\$ 500	\$ 500	\$ 500	\$ -	\$ -	\$ -	\$ -	
A3010	540700	CONTR EQUIPMENT REPAIR	\$ 894	\$ 1,000	\$ 1,000	\$ 1,000	\$ -	\$ -	\$ -	\$ -	
A3010	541500	CONTR PROFESSIONAL SVCS	\$ 38,420	\$ 44,000	\$ 44,000	\$ 44,000	\$ -	\$ -	\$ -	\$ -	
TOTAL	TRAFFIC DEPARTMENT		\$ 68,598	\$ 75,500	\$ 75,500	\$ 75,500	\$ -	\$ -	\$ -	\$ -	0%
		POLICE DEPARTMENT									
A3120	41520	POLICE FEES	\$ (169)	\$ (450)	\$ (450)	\$ (450)	\$ -	\$ -	\$ -	\$ -	
A3120	41525	POLICE DEPT. - TAXI LICENSES	\$ (2,000)	\$ (1,250)	\$ (1,250)	\$ -	\$ -	\$ -	\$ -	\$ 1,250	
A3120	42260	PUBLIC SAFETY, OTHER GOV. CSD	\$ (45,334)	\$ (40,125)	\$ (40,125)	\$ (40,125)	\$ -	\$ -	\$ -	\$ -	
A3120	42610	FINES & FORFEITED BAIL	\$ (75,626)	\$ (120,000)	\$ (120,000)	\$ (120,000)	\$ -	\$ -	\$ -	\$ -	
A3120	42611	PARKING TICKETS SURCHARGE	\$ (270)	\$ (400)	\$ (400)	\$ (400)	\$ -	\$ -	\$ -	\$ -	
A3120	42612	COURT FINES & PENALTIES	\$ (19,788)	\$ (50,000)	\$ (50,000)	\$ (50,000)	\$ -	\$ -	\$ -	\$ -	
A3120	42620	IMPOUND LOT STORAGE FEE	\$ (10,325)	\$ (17,500)	\$ (17,500)	\$ (17,500)	\$ -	\$ -	\$ -	\$ -	
A3120	42655	SALES MINOR	\$ (1,217)	\$ (20,700)	\$ (20,700)	\$ (20,700)	\$ -	\$ -	\$ -	\$ -	
A3120	42665	SALE OF EQUIPMENT	\$ (1,500)	\$ (2,450)	\$ (2,450)	\$ (2,450)	\$ -	\$ -	\$ -	\$ -	
A3120	44320	FEDERAL AID POLICE	\$ (5,467)	\$ -	\$ -	\$ -	\$ -	\$ -	\$ -	\$ -	
A3120	510000	PERS SERV	\$ 3,192,012	\$ 3,243,345	\$ 3,188,095	\$ 3,188,095	\$ -	\$ -	\$ -	\$ (55,250)	
A3120	510200	PERS SERV LONGEVITY	\$ 84,500	\$ 83,500	\$ 77,750	\$ 77,750	\$ -	\$ -	\$ -	\$ (5,750)	
A3120	510300	PERS SERV SCH CROSSING GUARDS	\$ 82,316	\$ 112,770	\$ 114,851	\$ 114,851	\$ -	\$ -	\$ -	\$ 2,081	
A3120	510301	PERS SERV PART-TIME	\$ 4,767	\$ 21,450	\$ -	\$ -	\$ -	\$ -	\$ -	\$ (21,450)	
A3120	510302	PERS SERV CIVILIANS	\$ 104,956	\$ 133,225	\$ 83,495	\$ 83,495	\$ -	\$ -	\$ -	\$ (49,730)	
A3120	510400	PERS SERV O/T	\$ 312,976	\$ 300,000	\$ 253,000	\$ 253,000	\$ -	\$ -	\$ -	\$ (47,000)	
A3120	510500	PERS SERV HOLIDAY PAY	\$ 118,053	\$ 95,000	\$ 121,220	\$ 121,220	\$ -	\$ -	\$ -	\$ 26,220	
A3120	510600	PERS SERV COMPENSATORY PAY	\$ 72,590	\$ 53,625	\$ 63,600	\$ 63,600	\$ -	\$ -	\$ -	\$ 9,975	
A3120	510700	PERS SERV SHIFT DIFF	\$ 90,873	\$ 110,500	\$ 92,707	\$ 92,707	\$ -	\$ -	\$ -	\$ (17,793)	
A3120	510800	PERS SERV ON CALL PAY	\$ 25,882	\$ 25,000	\$ 26,884	\$ 26,884	\$ -	\$ -	\$ -	\$ 1,884	

A3120	510900	PERS SERV OFFICER IN CHG	\$ 9,711	\$ 11,600	\$ 11,217	\$ 11,217	\$ -	\$ -	\$ -	\$ -	\$ (383)	
A3120	511000	PERS SERV FIREARMS QUALIF	\$ 15,620	\$ 15,500	\$ 15,650	\$ 15,560	\$ -	\$ -	\$ -	\$ -	\$ 60	
A3120	511100	PERS SERV TXBL CLOTH & MEALS	\$ 15,620	\$ 25,700	\$ -	\$ -	\$ -	\$ -	\$ -	\$ -	\$ (25,700)	
A3120	520000	OFFICE EQUIPMENT > \$5000	\$ 12,871	\$ 20,000	\$ 20,000	\$ -	\$ -	\$ -	\$ -	\$ -	\$ (20,000)	
A3120	520600	OPERATING EQUIPMENT	\$ 37,023	\$ 53,225	\$ 103,000	\$ -	\$ -	\$ -	\$ -	\$ -	\$ (53,225)	
A3120	540100	CONTR MOTOR EQUIP OP	\$ 46,061	\$ 55,000	\$ 50,000	\$ 50,000	\$ -	\$ -	\$ -	\$ -	\$ (5,000)	
A3120	540200	CONTR MOTOR EQUIP REPAIR	\$ 43,264	\$ 35,700	\$ 60,000	\$ 60,000	\$ -	\$ -	\$ -	\$ -	\$ 24,300	
A3120	540300	CONTR OFFICE SUPPLIES	\$ 2,194	\$ 2,500	\$ 5,000	\$ 5,000	\$ -	\$ -	\$ -	\$ -	\$ 2,500	
A3120	540301	CONTR OFFICE EQUIP < \$5000	\$ 3,777	\$ 4,000	\$ 6,000	\$ 6,000	\$ -	\$ -	\$ -	\$ -	\$ 2,000	
A3120	540302	CONTR PRINTING & ADV	\$ 1,154	\$ 3,200	\$ 3,200	\$ 3,200	\$ -	\$ -	\$ -	\$ -	\$ -	
A3120	540500	CONTR FUNCT OP EQUIP	\$ 1,154	\$ 5,000	\$ 5,000	\$ 5,000	\$ -	\$ -	\$ -	\$ -	\$ -	
A3120	540503	CONTR BLDG GROUNDS MAINT	\$ 2,403	\$ 5,000	\$ 6,500	\$ 6,500	\$ -	\$ -	\$ -	\$ -	\$ 1,500	
A3120	540504	CONTR MAINT CONTRACTS	\$ 25,908	\$ 25,000	\$ 25,000	\$ 25,000	\$ -	\$ -	\$ -	\$ -	\$ -	
A3120	540505	CONTR PRISONER FOOD	\$ 255	\$ 1,000	\$ 1,000	\$ 1,000	\$ -	\$ -	\$ -	\$ -	\$ -	
A3120	540509	CONTR SAFETY/HAZMAT	\$ 1,664	\$ 3,000	\$ 3,000	\$ 3,000	\$ -	\$ -	\$ -	\$ -	\$ -	
A3120	540510	CONTR HAZMAT OPERATIONAL	\$ 225	\$ 1,450	\$ 1,450	\$ 1,450	\$ -	\$ -	\$ -	\$ -	\$ -	
A3120	540700	CONTR EQUIPMENT REPAIR	\$ 2,970	\$ 3,000	\$ 3,000	\$ 3,000	\$ -	\$ -	\$ -	\$ -	\$ -	
A3120	540800	CONTR UNIFORM, SAFETY EQUIP	\$ 59,556	\$ 56,000	\$ 56,000	\$ 56,000	\$ -	\$ -	\$ -	\$ -	\$ -	
A3120	540801	CONTR UNIFORM SC GUARDS	\$ 3,458	\$ 6,000	\$ 6,000	\$ 6,000	\$ -	\$ -	\$ -	\$ -	\$ -	
A3120	540802	CONTR UNIFORM CIVILIANS	\$ 864	\$ 1,500	\$ 1,500	\$ 1,500	\$ -	\$ -	\$ -	\$ -	\$ -	
A3120	541100	CONTR UTILITIES	\$ 395	\$ 2,000	\$ 3,000	\$ 3,000	\$ -	\$ -	\$ -	\$ -	\$ 1,000	
A3120	541401	CONTR ARMORY IMPOUND	\$ 23,901	\$ 24,000	\$ 24,000	\$ 24,000	\$ -	\$ -	\$ -	\$ -	\$ -	
A3120	541501	CONTR PROFESSIONAL/RENTAL	\$ -	\$ -	\$ -	\$ -	\$ -	\$ -	\$ -	\$ -	\$ -	
A3120	541601	CONTR SCHOOLS/SEMINARS	\$ 12,581	\$ 12,600	\$ 20,000	\$ 20,000	\$ -	\$ -	\$ -	\$ -	\$ 7,400	
A3120	541602	CONTR LEGAL PUBLICATIONS	\$ 1,500	\$ 2,000	\$ 4,500	\$ 4,500	\$ -	\$ -	\$ -	\$ -	\$ 2,500	
A3120	541603	CONTR FIREARMS TRAINING	\$ 25,000	\$ 20,000	\$ 25,000	\$ 25,000	\$ -	\$ -	\$ -	\$ -	\$ 5,000	
A3120	541604	CONTR SPECIAL INVESTIGATION	\$ 374	\$ 1,000	\$ 1,000	\$ 1,000	\$ -	\$ -	\$ -	\$ -	\$ -	
A3120	541605	CONTR CONFERENCES	\$ 1,329	\$ 2,000	\$ 2,000	\$ 2,000	\$ -	\$ -	\$ -	\$ -	\$ -	
A3120	541606	CONTR EDUCATION BONUS	\$ 400	\$ 800	\$ 800	\$ 800	\$ -	\$ -	\$ -	\$ -	\$ -	
A3120	541608	CONTR EDUCATIONAL	\$ 2,414	\$ 4,000	\$ 4,000	\$ 4,000	\$ -	\$ -	\$ -	\$ -	\$ -	
A3120	541609	CONTR CRIMINAL JUSTICE EDUC	\$ 5,000	\$ 5,000	\$ 5,000	\$ 5,000	\$ -	\$ -	\$ -	\$ -	\$ -	
A3120	541800	CONTR POSTAGE & FREIGHT	\$ 150	\$ 150	\$ 150	\$ 150	\$ -	\$ -	\$ -	\$ -	\$ -	
TOTAL	POLICE DEPARTMENT		\$ 4,286,025	\$ 4,332,465	\$ 4,240,694	\$ 4,118,854	\$ -	\$ -	\$ -	\$ -	\$ (213,611)	-5%

FIRE DEPARTMENT

A3410	43392	STATE AID EMS TRAINING	\$ (3,700)	\$ (12,350)	\$ (12,350)	\$ (12,350)	\$ -	\$ -	\$ -	\$ -	\$ -
A3410	44389	FEDERAL GRANT - FIRE	\$ (105,850)	\$ (41,300)	\$ (41,300)	\$ (41,300)	\$ -	\$ -	\$ -	\$ -	\$ -
A3410	510000	PERS SERV	\$ 2,168,398	\$ 2,155,305	\$ 2,379,537	\$ 2,554,472	\$ -	\$ -	\$ -	\$ -	\$ 399,167
A3410	510301	PERS SERV PART-TIME	\$ 14,800	\$ 13,200	\$ 15,600	\$ 16,200	\$ -	\$ -	\$ -	\$ -	\$ 3,000
A3410	510401	PERS SERV SHIFT MANNING	\$ 59,832	\$ 41,000	\$ 50,000	\$ 50,000	\$ -	\$ -	\$ -	\$ -	\$ 9,000
A3410	510402	PERS SERV EMERGENCY CALL IN	\$ 9,386	\$ 11,000	\$ 11,000	\$ 11,000	\$ -	\$ -	\$ -	\$ -	\$ -
A3410	510403	PERS SERV TRAINING	\$ 11,343	\$ 25,000	\$ 25,000	\$ 25,000	\$ -	\$ -	\$ -	\$ -	\$ -
A3410	510404	PERS SERV RETIREMENT	\$ -	\$ -	\$ -	\$ -	\$ -	\$ -	\$ -	\$ -	\$ -
A3410	510405	PERS SERV HOLIDAY DBL TIME	\$ 23,389	\$ 25,000	\$ 25,000	\$ 25,000	\$ -	\$ -	\$ -	\$ -	\$ -
A3410	510406	PERS SERV WORKED DT DAYS	\$ 59,054	\$ 65,000	\$ 65,000	\$ 65,000	\$ -	\$ -	\$ -	\$ -	\$ -
A3410	510407	PERS SERV UNUSED HOL	\$ 149,955	\$ 142,000	\$ 145,000	\$ 145,000	\$ -	\$ -	\$ -	\$ -	\$ 3,000
A3410	510408	PERS SERV EMT STIPEND	\$ 31,541	\$ 32,000	\$ 32,000	\$ 34,000	\$ -	\$ -	\$ -	\$ -	\$ 2,000
A3410	510409	PERS SERV UNUSED VAC	\$ 108,694	\$ 100,000	\$ 105,000	\$ 105,000	\$ -	\$ -	\$ -	\$ -	\$ 5,000
A3410	510411	PERS SERV HAZMAT STIPEND	\$ 6,516	\$ 7,200	\$ 6,550	\$ 6,800	\$ -	\$ -	\$ -	\$ -	\$ (400)
A3410	510413	PERS SERV TRAIN STIPEND	\$ 6,708	\$ 7,200	\$ 7,350	\$ 7,700	\$ -	\$ -	\$ -	\$ -	\$ 500
A3410	510901	PERS SERV OUT OF TITLE	\$ 8,708	\$ 6,000	\$ 6,000	\$ 6,000	\$ -	\$ -	\$ -	\$ -	\$ -
A3410	520600	OPERATING EQUIPMENT	\$ 61,874	\$ 40,000	\$ 40,000	\$ 10,000	\$ -	\$ -	\$ -	\$ -	\$ (30,000)
A3410	540100	CONTR MOTOR EQUIP OP	\$ 20,332	\$ 27,500	\$ 27,500	\$ 27,500	\$ -	\$ -	\$ -	\$ -	\$ -
A3410	540200	CONTR MOTOR EQUIP REPAIR	\$ 115,985	\$ 80,000	\$ 85,000	\$ 85,000	\$ -	\$ -	\$ -	\$ -	\$ 5,000
A3410	540300	CONTR OFFICE SUPPLIES	\$ 2,867	\$ 3,500	\$ 3,500	\$ 4,000	\$ -	\$ -	\$ -	\$ -	\$ 500
A3410	540301	CONTR OFFICE EQUIP < \$5000	\$ 2,000	\$ 2,000	\$ 2,000	\$ 2,500	\$ -	\$ -	\$ -	\$ -	\$ 500
A3410	540500	CONTR FUNCT OP EQUIP	\$ 30,339	\$ 30,000	\$ 30,000	\$ 30,000	\$ -	\$ -	\$ -	\$ -	\$ -
A3410	540501	CONTR TOOLS & EQUIPMENT	\$ 12,979	\$ 12,500	\$ 38,000	\$ 38,000	\$ -	\$ -	\$ -	\$ -	\$ 25,500
A3410	540700	CONTR EQUIPMENT REPAIR	\$ 7,478	\$ 8,000	\$ 8,000	\$ 8,000	\$ -	\$ -	\$ -	\$ -	\$ -
A3410	540800	CONTR UNIFORM, SAFETY EQUIP	\$ 28,000	\$ 22,000	\$ 22,000	\$ 24,000	\$ -	\$ -	\$ -	\$ -	\$ 2,000
A3410	541500	CONTR PROFESSIONAL SVCS	\$ 44,329	\$ 45,000	\$ 45,000	\$ 45,000	\$ -	\$ -	\$ -	\$ -	\$ -
A3410	541600	CONTR TRAVEL EDUC TRAIN	\$ 6,606	\$ 11,000	\$ 11,000	\$ 11,000	\$ -	\$ -	\$ -	\$ -	\$ -
A3410	541800	CONTR POSTAGE & FREIGHT	\$ 184	\$ 200	\$ 200	\$ 200	\$ -	\$ -	\$ -	\$ -	\$ -
A3410	541900	CONTR PUBLIC INFORMATION	\$ 33,497	\$ 2,000	\$ 2,000	\$ 2,000	\$ -	\$ -	\$ -	\$ -	\$ -
A3410	542000	CONTR FF GEAR CAREER	\$ 3,980	\$ 4,000	\$ 4,000	\$ 4,000	\$ -	\$ -	\$ -	\$ -	\$ -
A3410	542001	CONTR FF GEAR VOLUNTEER	\$ -	\$ 4,000	\$ 4,000	\$ 4,000	\$ -	\$ -	\$ -	\$ -	\$ -
A3410	542002	CONTR SPECIAL OPS EQUIP	\$ 3,953	\$ 10,000	\$ 15,000	\$ 15,000	\$ -	\$ -	\$ -	\$ -	\$ 5,000
A3410	542300	CONTR VOLUNTEERS BOE	\$ 32,942	\$ 35,000	\$ 35,000	\$ 35,000	\$ -	\$ -	\$ -	\$ -	\$ -

A3410	580400	PFRS RETIREMENT	\$ -	\$ -	\$ -	\$ -	\$ -	\$ -	\$ -	\$ -	\$ -	\$ -	\$ -	\$ -
TOTAL	FIRE DEPARTMENT		\$ 2,956,119	\$ 2,912,955	\$ 3,191,587	\$ 3,342,722	\$ -	\$ -	\$ -	\$ -	\$ -	\$ -	\$ 429,767	15%
		VOLUNTEER FF LOSOP PROGRAM												
A3420	541500	VOLUNTEER FF LOSOP PROGRAM	\$ -	\$ 10,800	\$ 10,800	\$ 10,800	\$ -	\$ -	\$ -	\$ -	\$ -	\$ -	\$ -	
TOTAL	VOLUNTEER FIREFIGHTERS		\$ -	\$ 10,800	\$ 10,800	\$ 10,800	\$ -	\$ -	\$ -	\$ -	\$ -	\$ -	\$ -	0%
A3510	541500	CONTR PROFESSIONAL SVCS	\$ 77,321	\$ 77,321	\$ 78,867	\$ 83,867	\$ -	\$ -	\$ -	\$ -	\$ -	\$ -	\$ 6,546	
TOTAL	ANIMAL CONTROL		\$ 77,321	\$ 77,321	\$ 78,867	\$ 83,867	\$ -	\$ -	\$ -	\$ -	\$ -	\$ -	\$ 6,546	8%
		CODES ENFORCEMENT												
A3620	41231	ADMINISTRATION FEES	\$ (4,035)	\$ (8,000)	\$ (8,000)	\$ (8,000)	\$ -	\$ -	\$ -	\$ -	\$ -	\$ -	\$ -	
A3620	41540	FIRE INSPECTION FEES	\$ (6,610)	\$ (13,000)	\$ (13,000)	\$ (13,000)	\$ -	\$ -	\$ -	\$ -	\$ -	\$ -	\$ -	
A3620	41560	SAFETY INSPECTION FEES	\$ (20,585)	\$ (15,000)	\$ (15,000)	\$ (15,000)	\$ -	\$ -	\$ -	\$ -	\$ -	\$ -	\$ -	
A3620	42501	BUSINESS & OCCCUPTAIONAL LIC.	\$ (604)	\$ (4,865)	\$ (4,865)	\$ (4,865)	\$ -	\$ -	\$ -	\$ -	\$ -	\$ -	\$ -	
A3620	42502	P&H LICENSE FEE	\$ (10,603)	\$ (9,770)	\$ (9,770)	\$ (9,770)	\$ -	\$ -	\$ -	\$ -	\$ -	\$ -	\$ -	
A3620	42503	BOARD APPLICATIONS	\$ (4,110)	\$ (5,060)	\$ (5,060)	\$ (5,060)	\$ -	\$ -	\$ -	\$ -	\$ -	\$ -	\$ -	
A3620	42555	BUILDING PERMITS	\$ (68,856)	\$ (50,000)	\$ (50,000)	\$ (50,000)	\$ -	\$ -	\$ -	\$ -	\$ -	\$ -	\$ -	
A3620	42556	CERTIFICATE OF OCCUPANCY	\$ (5,425)	\$ (4,215)	\$ (4,215)	\$ (4,215)	\$ -	\$ -	\$ -	\$ -	\$ -	\$ -	\$ -	
A3620	42557	ZONING CERTIFICATIONS	\$ (2,902)	\$ (4,000)	\$ (4,000)	\$ (4,000)	\$ -	\$ -	\$ -	\$ -	\$ -	\$ -	\$ -	
A3620	42565	PLUMBING PERMITS	\$ (10,225)	\$ (10,000)	\$ (10,000)	\$ (10,000)	\$ -	\$ -	\$ -	\$ -	\$ -	\$ -	\$ -	
A3620	42590	RENTAL PERMIT FEES	\$ (23,680)	\$ (15,000)	\$ (15,000)	\$ (15,000)	\$ -	\$ -	\$ -	\$ -	\$ -	\$ -	\$ -	
A3620	42591	VACANT BUILDING REGISTRY	\$ (43,275)	\$ (15,000)	\$ (15,000)	\$ (15,000)	\$ -	\$ -	\$ -	\$ -	\$ -	\$ -	\$ -	
A3620	42595	CODE ENF OPERATING PERMITS	\$ (3,250)	\$ (4,500)	\$ (4,500)	\$ (4,500)	\$ -	\$ -	\$ -	\$ -	\$ -	\$ -	\$ -	
A3620	42600	CODE ENFORCEMENT PENALTIES	\$ -	\$ -	\$ -	\$ -	\$ -	\$ -	\$ -	\$ -	\$ -	\$ -	\$ -	
A3620	42701	REFUNDS OF PRIOR YRS EXPEND	\$ (9,584)	\$ (12,000)	\$ (12,000)	\$ (12,000)	\$ -	\$ -	\$ -	\$ -	\$ -	\$ -	\$ -	
A3620	43060	STATE AID RECORDS MGMT	\$ -	\$ -	\$ -	\$ -	\$ -	\$ -	\$ -	\$ -	\$ -	\$ -	\$ -	
A3620	510000	PERS SERV	\$ 275,319	\$ 270,231	\$ 312,373	\$ 127,352	\$ -	\$ -	\$ -	\$ -	\$ -	\$ -	\$ (142,879)	
A3620	510301	PERS SERV PART-TIME	\$ 4,800	\$ 7,200	\$ 9,600	\$ 120,000	\$ -	\$ -	\$ -	\$ -	\$ -	\$ -	\$ 112,800	
A3620	510400	PERS SERV O/T	\$ 5,063	\$ 10,000	\$ 10,000	\$ -	\$ -	\$ -	\$ -	\$ -	\$ -	\$ -	\$ (10,000)	
A3620	510401	PERS SERV SHIFT MANNING	\$ 5,063	\$ 4,000	\$ 4,000	\$ -	\$ -	\$ -	\$ -	\$ -	\$ -	\$ -	\$ (4,000)	
A3620	510402	PERS SERV EMERGENCY CALL IN	\$ 356	\$ 2,000	\$ 2,000	\$ -	\$ -	\$ -	\$ -	\$ -	\$ -	\$ -	\$ (2,000)	

A3620	510403	PERS SERV TRAINING		\$ 3,800	\$ 3,800	\$ -	\$ -	\$ -	\$ -	\$ -	\$ -	\$ -	\$ -	\$ (3,800)	
A3620	510405	PERS SERV HOLIDAY DBL TIME	\$ -	\$ 1,000	\$ 1,000	\$ -	\$ -	\$ -	\$ -	\$ -	\$ -	\$ -	\$ -	\$ (1,000)	
A3620	510406	PERS SERV WORKED DT DAYS	\$ 11,634	\$ 6,000	\$ 6,000	\$ -	\$ -	\$ -	\$ -	\$ -	\$ -	\$ -	\$ -	\$ (6,000)	
A3620	510407	PERS SERV UNUSED HOL	\$ 15,320	\$ 20,000	\$ 20,000	\$ -	\$ -	\$ -	\$ -	\$ -	\$ -	\$ -	\$ -	\$ (20,000)	
A3620	510408	PERS SERV EMT STIPEND	\$ 2,000	\$ 3,000	\$ 3,000	\$ -	\$ -	\$ -	\$ -	\$ -	\$ -	\$ -	\$ -	\$ (3,000)	
A3620	510409	PERS SERV UNUSED VAC	\$ 14,550	\$ 10,000	\$ 10,000	\$ -	\$ -	\$ -	\$ -	\$ -	\$ -	\$ -	\$ -	\$ (10,000)	
A3620	510410	PERS SERV UNIFORM ALLOW		\$ 2,650	\$ 2,650	\$ 1,500	\$ -	\$ -	\$ -	\$ -	\$ -	\$ -	\$ -	\$ (1,150)	
A3620	510411	PERS SERV HAZMAT STIPEND	\$ 500	\$ 750	\$ 750	\$ 500	\$ -	\$ -	\$ -	\$ -	\$ -	\$ -	\$ -	\$ (250)	
A3620	510413	PERS SERV TRAIN STIPEND	\$ 350	\$ 700	\$ 700	\$ 700	\$ -	\$ -	\$ -	\$ -	\$ -	\$ -	\$ -	\$ -	
A3620	540100	CONTR MOTOR EQUIP OP	\$ 36,500	\$ 4,400	\$ 44,000	\$ -	\$ -	\$ -	\$ -	\$ -	\$ -	\$ -	\$ -	\$ (4,400)	
A3620	540200	CONTR MOTOR EQUIP REPAIR	\$ 2,670	\$ 4,500	\$ 4,500	\$ 4,500	\$ -	\$ -	\$ -	\$ -	\$ -	\$ -	\$ -	\$ -	
A3620	540300	CONTR OFFICE SUPPLIES	\$ 1,445	\$ 1,500	\$ 1,500	\$ 1,500	\$ -	\$ -	\$ -	\$ -	\$ -	\$ -	\$ -	\$ -	
A3620	540301	CONTR OFFICE EQUIP < \$5000	\$ 629	\$ 2,000	\$ 2,000	\$ 2,000	\$ -	\$ -	\$ -	\$ -	\$ -	\$ -	\$ -	\$ -	
A3620	540500	CONTR FUNCT OP EQUIP	\$ 1,000	\$ 1,000	\$ 1,000	\$ 1,000	\$ -	\$ -	\$ -	\$ -	\$ -	\$ -	\$ -	\$ -	
A3620	540501	CONTR TOOLS & EQUIPMENT	\$ 499	\$ 3,000	\$ 3,000	\$ 3,000	\$ -	\$ -	\$ -	\$ -	\$ -	\$ -	\$ -	\$ -	
A3620	540700	CONTR EQUIPMENT REPAIR	\$ 165	\$ 500	\$ 500	\$ 500	\$ -	\$ -	\$ -	\$ -	\$ -	\$ -	\$ -	\$ -	
A3620	541500	CONTR PROFESSIONAL SVCS	\$ 17,628	\$ 24,000	\$ 24,750	\$ 24,750	\$ -	\$ -	\$ -	\$ -	\$ -	\$ -	\$ -	\$ 750	
A3620	541505	CONTR PROFESSIONAL/GRASS SNOW	\$ 10,510	\$ 18,000	\$ 18,000	\$ 18,000	\$ -	\$ -	\$ -	\$ -	\$ -	\$ -	\$ -	\$ -	
A3620	541600	CONTR TRAVEL EDUC TRAIN	\$ 3,000	\$ 4,000	\$ 4,000	\$ 4,000	\$ -	\$ -	\$ -	\$ -	\$ -	\$ -	\$ -	\$ -	
A3620	541800	CONTR POSTAGE & FREIGHT		\$ 100	\$ 100	\$ 100	\$ -	\$ -	\$ -	\$ -	\$ -	\$ -	\$ -	\$ -	
TOTAL	CODES ENFORCEMENT			\$ 233,921	\$ 318,813	\$ 138,992	\$ -	\$ -	\$ -	\$ -	\$ -	\$ -	\$ -	\$ (94,929)	-41%
		PUBLIC WORK ADMINISTRATION													
A5010	42130	TRASH REMOVAL FEES - BAG SALES	\$ (602,433)	\$ (630,000)	\$ (630,000)	\$ (630,000)	\$ -	\$ -	\$ -	\$ -	\$ -	\$ -	\$ -	\$ -	
A5010	42131	SPECIAL TRASH PICKUP		\$ (1,700)	\$ (1,700)	\$ (1,700)	\$ -	\$ -	\$ -	\$ -	\$ -	\$ -	\$ -	\$ -	
A5010	42210	GENERAL SERVICES OTHER GOVT.	\$ (19,850)	\$ (19,500)	\$ (19,500)	\$ (19,500)	\$ -	\$ -	\$ -	\$ -	\$ -	\$ -	\$ -	\$ -	
A5010	42300	NYS ARTERIAL MAINTENANCE REIM	\$ (89,875)	\$ (89,800)	\$ (89,800)	\$ (89,800)	\$ -	\$ -	\$ -	\$ -	\$ -	\$ -	\$ -	\$ -	
A5010	42560	STREET OPENING PERMITS	\$ (3,550)	\$ (5,800)	\$ (5,800)	\$ (5,800)	\$ -	\$ -	\$ -	\$ -	\$ -	\$ -	\$ -	\$ -	
A5010	43501	CONSOLIDATED HIGHWAY AID	\$ (45,002)	\$ (895,430)	\$ (510,070)	\$ (510,070)	\$ -	\$ -	\$ -	\$ -	\$ -	\$ -	\$ -	\$ 385,360	
A5010	510000	PERS SERV	\$ 136,611	\$ 187,600	\$ 204,110	\$ 204,110	\$ -	\$ -	\$ -	\$ -	\$ -	\$ -	\$ -	\$ 16,510	
A5010	540300	CONTR OFFICE SUPPLIES	\$ 403	\$ 500	\$ 500	\$ 500	\$ -	\$ -	\$ -	\$ -	\$ -	\$ -	\$ -	\$ (187,100)	
A5010	540500	CONTR FUNCT OP EQUIP	\$ 30,012	\$ 101,200	\$ 160,000	\$ 160,000	\$ -	\$ -	\$ -	\$ -	\$ -	\$ -	\$ -	\$ 159,500	
A5010	540800	CONTR UNIFORM, SAFETY EQUIP	\$ 400	\$ 1,100	\$ 1,100	\$ 1,100	\$ -	\$ -	\$ -	\$ -	\$ -	\$ -	\$ -	\$ (100,100)	
A5010	541100	CONTR UTILITIES			\$ 20,000	\$ 20,000	\$ -	\$ -	\$ -	\$ -	\$ -	\$ -	\$ -	\$ 18,900	

A7010	42350	YOUTH & REC SERV - OTHER GOVT	\$ (78,234)	\$ (38,568)	\$ (86,500)	\$ (86,500)	\$ -	\$ -	\$ -	\$ -	\$ (47,932)	
A7010	42705	DONATIONS - YOUTH PROGRAMS	\$ (2,535)	\$ (23,500)	\$ (23,500)	\$ (23,500)	\$ -	\$ -	\$ -	\$ -	\$ -	
A7010	43820	STATE AID - YOUTH BUREAU	\$ (28,022)	\$ (10,000)	\$ (10,000)	\$ (10,000)	\$ -	\$ -	\$ -	\$ -	\$ -	
A7010	510000	PERS SERV	\$ 130,734	\$ 188,726	\$ 191,100	\$ 191,100	\$ -	\$ -	\$ -	\$ -	\$ 2,374	
A7010	520600	OPERATING EQUIPMENT	\$ 4,550	\$ 4,000	\$ 5,000	\$ 5,000	\$ -	\$ -	\$ -	\$ -	\$ 1,000	
A7010	540300	CONTR OFFICE SUPPLIES	\$ 3,609	\$ 2,830	\$ 2,830	\$ 2,830	\$ -	\$ -	\$ -	\$ -	\$ -	
A7010	540500	CONTR FUNCT OP EQUIP	\$ 2,835	\$ 5,000	\$ 8,000	\$ 8,000	\$ -	\$ -	\$ -	\$ -	\$ 3,000	
A7010	540502	CONTR SMALL EQUIPMENT	\$ 1,699	\$ 125	\$ 125	\$ 125	\$ -	\$ -	\$ -	\$ -	\$ -	
A7010	540800	CONTR UNIFORM, SAFETY EQUIP	\$ 553	\$ 500	\$ 500	\$ 500	\$ -	\$ -	\$ -	\$ -	\$ -	
A7010	541500	CONTR PROFESSIONAL SVCS	\$ 1,465	\$ 800	\$ 800	\$ 800	\$ -	\$ -	\$ -	\$ -	\$ -	
A7010	541501	CONTR PROFESSIONAL/RENTAL	\$ 480	\$ 500	\$ 500	\$ 500	\$ -	\$ -	\$ -	\$ -	\$ -	
A7010	541600	CONTR TRAVEL EDUC TRAIN		\$ 500	\$ 500	\$ 500	\$ -	\$ -	\$ -	\$ -	\$ -	
A7010	541800	CONTR POSTAGE & FREIGHT		\$ 650	\$ 800	\$ 800	\$ -	\$ -	\$ -	\$ -	\$ 150	
A7010	541900	CONTR PUBLIC INFORMATION		\$ -	\$ -	\$ -	\$ -	\$ -	\$ -	\$ -	\$ -	
TOTAL	RECREATION ADMINSTRATI		\$ 31,143	\$ 76,263	\$ 34,855	\$ 34,855	\$ -	\$ -	\$ -	\$ -	\$ (41,408)	-54%
	PARKS											
A7110	510000	PERS SERV	\$ 94,485	\$ 176,055	\$ 178,550	\$ 178,550	\$ -	\$ -	\$ -	\$ -	\$ 2,495	
A7110	510400	PERS SERV O/T	\$ 4,751	\$ 11,000	\$ 12,000	\$ 12,000	\$ -	\$ -	\$ -	\$ -	\$ 1,000	
A7110	520600	OPERATING EQUIPMENT		\$ 42,240	\$ 44,240	\$ 44,240	\$ -	\$ -	\$ -	\$ -	\$ 2,000	
A7110	540100	CONTR MOTOR EQUIP OP	\$ 5,182	\$ 11,000	\$ 12,000	\$ 12,000	\$ -	\$ -	\$ -	\$ -	\$ 1,000	
A7110	540200	CONTR MOTOR EQUIP REPAIR	\$ 8,367	\$ 10,445	\$ 11,450	\$ 11,450	\$ -	\$ -	\$ -	\$ -	\$ 1,005	
A7110	540500	CONTR FUNCT OP EQUIP	\$ 8,009	\$ 13,075	\$ 13,075	\$ 13,075	\$ -	\$ -	\$ -	\$ -	\$ -	
A7110	540502	CONTR SMALL EQUIPMENT	\$ 2,861	\$ 5,000	\$ 5,850	\$ 5,850	\$ -	\$ -	\$ -	\$ -	\$ 850	
A7110	540700	CONTR EQUIPMENT REPAIR		\$ 4,720	\$ 4,720	\$ 4,720	\$ -	\$ -	\$ -	\$ -	\$ -	
A7110	540800	CONTR UNIFORM, SAFETY EQUIP	\$ -	\$ 3,500	\$ 3,500	\$ 3,500	\$ -	\$ -	\$ -	\$ -	\$ -	
A7110	541500	CONTR PROFESSIONAL SVCS	\$ 1,830	\$ 550	\$ 550	\$ 550	\$ -	\$ -	\$ -	\$ -	\$ -	
A7110	541600	CONTR TRAVEL EDUC TRAIN	\$ 480	\$ 250	\$ 250	\$ 250	\$ -	\$ -	\$ -	\$ -	\$ -	
TOTAL	PARKS		\$ 125,965	\$ 277,835	\$ 286,185	\$ 286,185	\$ -	\$ -	\$ -	\$ -	\$ 8,350	3%
	PLAYGROUND & REC FACILITIES											
A7140	510000	PERS SERV	\$ 171,346	\$ 255,762	\$ 260,975	\$ 260,975	\$ -	\$ -	\$ -	\$ -	\$ 5,213	
A7140	510400	PERS SERV O/T	\$ 1,553	\$ -	\$ -	\$ -	\$ -	\$ -	\$ -	\$ -	\$ -	
A7140	520600	OPERATING EQUIPMENT		\$ 3,500	\$ 3,500	\$ 3,500	\$ -	\$ -	\$ -	\$ -	\$ -	

A7310	541100	CONTR UTILITIES	\$	225	\$	225	\$	225	\$	-	\$	-	\$	-	\$	-	
A7310	541500	CONTR PROFESSIONAL SVCS	\$		\$	-	\$	-	\$	-	\$	-	\$	-	\$	-	
TOTAL	YOUTH PROGRAMS		\$	26,040	\$	38,050	\$	38,050	\$	-	\$	-	\$	-	\$	12,010	46%
A7320	540000	CONTR GENERAL	\$	1,500	\$	2,000	\$	2,000	\$	-	\$	-	\$	-	\$	500	
TOTAL	YOUTH - TRIPS AND EVEN		\$	1,500	\$	2,000	\$	2,000	\$	-	\$	-	\$	-	\$	500	33%
A7330	540000	CONTR GENERAL	\$	4,500	\$	4,500	\$	4,500	\$	-	\$	-	\$	-	\$	-	
TOTAL	YOUTH CENTER ACTIVITIE		\$	4,500	\$	4,500	\$	4,500	\$	-	\$	-	\$	-	\$	-	0%
A7550	540500	CONTR FUNCT OP EQUIP	\$	11,840	\$	15,000	\$	15,000	\$	-	\$	-	\$	-	\$	3,160	
A7550	540502	CONTR SMALL EQUIPMENT	\$	1,000	\$	1,000	\$	1,000	\$	-	\$	-	\$	-	\$	-	
TOTAL	CELEBRATIONS		\$	12,840	\$	16,000	\$	16,000	\$	-	\$	-	\$	-	\$	3,160	25%
		STORM & SANITARY SEWERS															
A8140	540200	CONTR MOTOR EQUIP REPAIR	\$	2,200	\$	2,200	\$	2,200	\$	-	\$	-	\$	-	\$	-	
A8140	540500	CONTR FUNCT OP EQUIP	\$	5,500	\$	5,500	\$	5,500	\$	-	\$	-	\$	-	\$	-	
A8140	540800	CONTR UNIFORM, SAFETY EQUIP	\$	500	\$	500	\$	500	\$	-	\$	-	\$	-	\$	-	
TOTAL	STORM AND SANITARY SEW		\$	8,200	\$	8,200	\$	8,200	\$	-	\$	-	\$	-	\$	-	
		TRASH COLLECTION															
A8160	541500	CONTR PROFESSIONAL SVCS	\$	628,150	\$	628,150	\$	628,150	\$	-	\$	-	\$	-	\$	-	
A8160	541800	CONTR POSTAGE & FREIGHT	\$	1,500	\$	1,500	\$	1,500	\$	-	\$	-	\$	-	\$	-	
A8160	541900	CONTR PUBLIC INFORMATION	\$	350	\$	350	\$	350	\$	-	\$	-	\$	-	\$	-	
TOTAL	TRASH COLLECTION		\$	630,000	\$	630,000	\$	630,000	\$	-	\$	-	\$	-	\$	-	
A8170	540200	CONTR MOTOR EQUIP REPAIR	\$	6,500	\$	6,500	\$	6,500	\$	-	\$	-	\$	-	\$	-	
A8170	540500	CONTR FUNCT OP EQUIP	\$	500	\$	500	\$	500	\$	-	\$	-	\$	-	\$	-	
TOTAL	DPW STREET CLEANING		\$	7,000	\$	7,000	\$	7,000	\$	-	\$	-	\$	-	\$	-	

City of Cortland

SOURCE: | NEXT YEAR BUDGET LEVELS REPORT

2022 BUDGET YEAR

VERSION DATE 9/23/2021

PROJECTION: 2022 2022 General Fund

LEVEL MAYOR

PROPERTY TAX LEVY

BUDGET LEVEL

General Fund	YEAR LEVEL	2021	2022	2022	2022	2022	2022
		Adopted	Department	Mayor	Council	Proposed	Adopted

Property Tax Levy		\$ 9,115,000	\$ 9,297,300	\$ 9,297,300	\$ -	\$ -	\$ -
Tax Rate		\$17.151772	\$ 17.486523	\$ 17.486523			
Tax Per \$100,000 Taxable Value		\$ 1,715	\$ 1,749	\$ 1,749			
Increase From Prior Year		\$ 10.78	\$ 33.48	\$ 33.48			
Percentage Increase		0.63%	1.95%	1.95%			

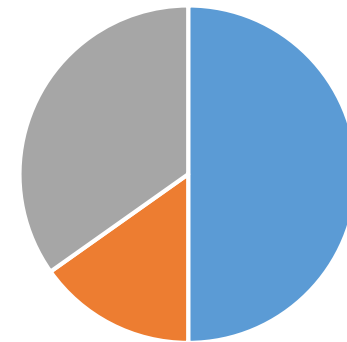
ANNUAL LEVY

YEAR	Levy	Dollar Change	Percent. Change	Tax Cap Percent	Tax Cap Comply
2011	\$ 7,972,783				
2012	\$ 7,832,434	\$ (140,349)	-1.76%	2.00%	Yes
2013	\$ 7,866,689	\$ 34,255	0.44%	2.00%	Yes
2014	\$ 7,997,276	\$ 130,587	1.66%	1.60%	Yes W/Carryover
2015	\$ 8,188,793	\$ 191,517	2.39%	1.56%	Yes W/Carryover
2016	\$ 8,188,793	\$ -	0.00%	0.73%	Yes
2017	\$ 8,325,885	\$ 137,092	1.67%	0.68%	Yes
2018	\$ 8,523,105	\$ 197,220	2.37%	1.84%	Yes W/Carryover
2019	\$ 8,814,578	\$ 291,473	3.42%	2.00%	Yes W/Carryover
2020	\$ 9,022,803	\$ 208,225	2.00%	2.00%	Yes
2021	\$ 9,115,000	\$ 92,197	1.02%	2.00%	Yes (1st YR PILOT)
2022	\$ 9,297,300	\$ 182,300	2.00%	2.00%	Yes

ANNUAL AVERAGE 1.38% 1.64%

City, Town & Village Projection	Projected Distribution	2021 Budgeted Distribution	Variance of Projection to Actual	2022 BUDGET @ 98% OF PROJECTION
Total Project County Wide Receipt	\$ 36,307,890	\$ 28,314,241	\$ 7,993,649	\$ 35,999,734
Less: Off-the-Top	\$ (1,500,000)	\$ (1,500,000)	\$ -	\$ (1,500,000)
State AIMS Intercept	\$ (150,805)	\$ (150,805)	\$ -	\$ (150,805)
State Rural Hospital	\$ (182,541)	\$ (182,541)	\$ -	\$ (182,541)
Distributive Share	\$ 34,474,544	\$ 26,480,895	\$ 7,993,649	\$ 34,166,388
Cortland County				
Off-the-Top	\$ 1,500,000	\$ 1,500,000	\$ -	\$ 1,500,000
Distributive Share 54.00%	\$ 18,616,254	\$ 14,299,683	\$ 4,316,571	\$ 18,449,849
Total County	\$ 20,116,254	\$ 15,799,683	\$ 4,316,571	\$ 19,949,849
City of Cortland 17.75%	\$ 6,119,232	\$ 4,700,359	\$ 1,418,873	\$ 6,064,534
Town of Cincinnatus 0.85%	\$ 293,092	\$ 225,132	\$ 67,960	\$ 290,472
Town of Cortlandville 8.40%	\$ 2,897,193	\$ 2,225,418	\$ 671,775	\$ 2,871,296
Town of Cuyler 0.76%	\$ 262,621	\$ 201,726	\$ 60,894	\$ 260,273
Town of Freetown 0.58%	\$ 200,799	\$ 154,240	\$ 46,559	\$ 199,004
Town of Harford 1.00%	\$ 343,418	\$ 263,789	\$ 79,629	\$ 340,348
Town of Homer 3.06%	\$ 1,053,592	\$ 809,295	\$ 244,298	\$ 1,044,175
Village of Homer 2.16%	\$ 744,439	\$ 571,825	\$ 172,614	\$ 737,785
Town of Lapeer 1.26%	\$ 433,514	\$ 332,994	\$ 100,519	\$ 429,639
Town of Marathon 0.95%	\$ 328,580	\$ 252,392	\$ 76,188	\$ 325,643
Village of Marathon 0.50%	\$ 170,888	\$ 131,264	\$ 39,624	\$ 169,361
Village of McGraw 0.38%	\$ 132,196	\$ 101,544	\$ 30,652	\$ 131,014
Town of Preble 1.54%	\$ 532,430	\$ 408,975	\$ 123,455	\$ 527,671
Town of Scott 0.94%	\$ 324,178	\$ 249,011	\$ 75,168	\$ 321,281
Town of Solon 0.79%	\$ 270,899	\$ 208,085	\$ 62,814	\$ 268,477
Town of Taylor 0.47%	\$ 160,907	\$ 123,597	\$ 37,310	\$ 159,468
Town of Truxton 1.16%	\$ 399,500	\$ 306,867	\$ 92,632	\$ 395,929
Town of Virgil 2.70%	\$ 932,524	\$ 716,299	\$ 216,225	\$ 924,189
Town of Willet 0.75%	\$ 258,291	\$ 198,401	\$ 59,890	\$ 255,983
100.00%	\$ 34,474,547	\$ 26,480,897	\$ 7,993,650	\$ 34,166,390

SALES TAX SHARING



■ County ■ City ■ Towns/Villages

City of Cortland

SOURCE: | NEXT YEAR BUDGET LEVELS REPORT

2022 BUDGET YEAR

PROJECTION: 2022 2022 General Fund

Note' Use of (Brackets) in this report.
 This schedule uses the Excel "Sum" function to arrive and net department costs. The accounting convention of DEBIT and (CREDIT) is use to distinguish between what is an outflow of resources -Debit and what is an inflow of Resources (Credits)

REVENUES

BUDGET LEVEL

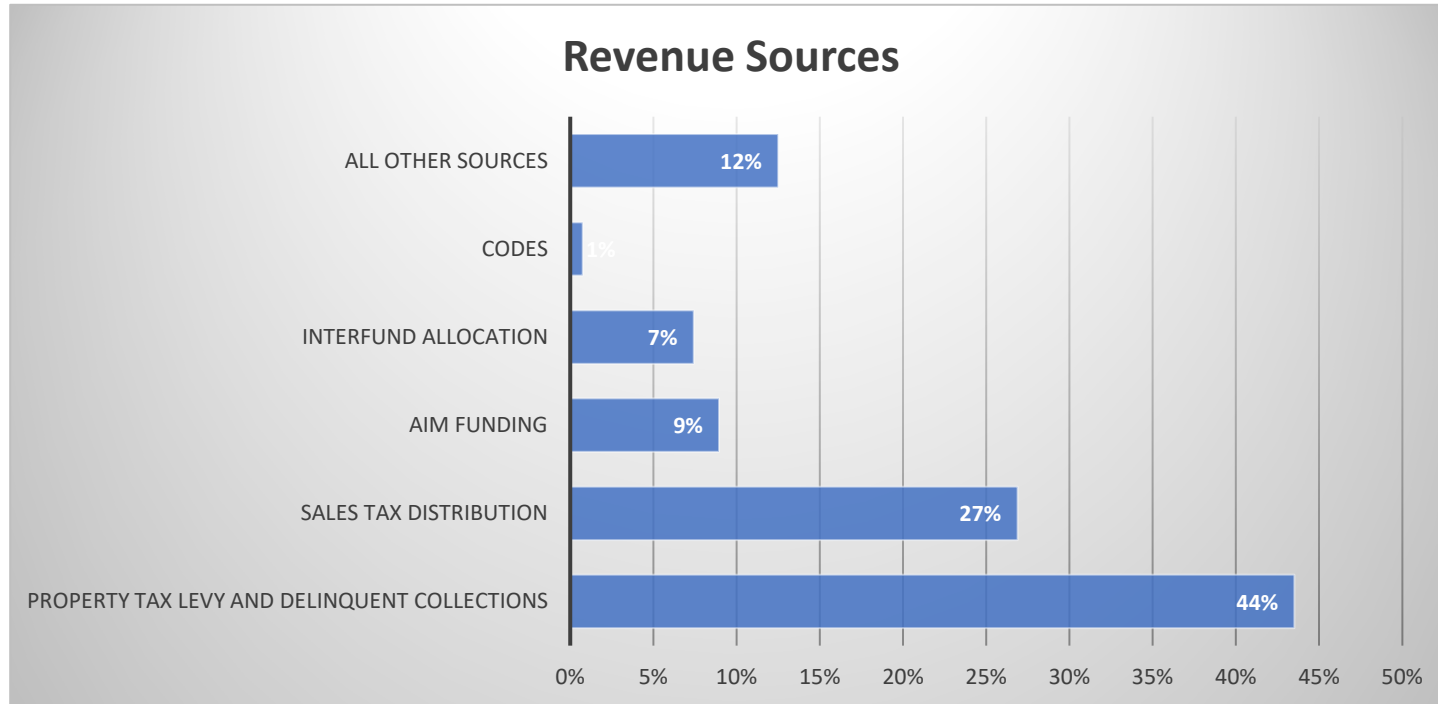
ORG	OBJ	YEAR LEVEL	2021	2022			Change From 2021 Adopted	Percent 2021 Adopte Change
			Adopted	Department	Mayor	Council		
A1325	41001	REAL PROPERTY TAXES	\$ (9,115,000)	\$ (9,297,300)	\$ (9,297,300)	\$	182,300	2%
A1325	41051	PROCEEDS OF TAX SALE	\$ (85,000)	\$ (98,000)	\$ (98,000)	\$	13,000	15%
A1325	41080	PILOT - CORTLAND HOUSING	\$ (72,000)	\$ (72,000)	\$ (72,000)	\$	-	0%
A1325	41081	PILOT - CORTLAND CROWN HOMES	\$ (5,900)	\$ (5,900)	\$ (5,900)	\$	-	0%
A1325	41082	PILOT - CAYUGA PRESS	\$ (45,000)	\$ (45,000)	\$ (45,000)	\$	-	0%
A1325	41083	PILOT - CLOCKTOWER	\$ (12,500)	\$ (12,500)	\$ (12,500)	\$	-	0%
A1325	41084	PILOT - CPI REALTY INTERNAT'L	\$ (12,000)	\$ (12,000)	\$ (12,000)	\$	-	0%
A1325	41090	INTEREST & PENALTIES R/P TAX	\$ (278,094)	\$ (278,000)	\$ (278,000)	\$	(94)	0%
A1325	41091	PENALTY FOR DELINQUENT NOTICE	\$ (510)	\$ (510)	\$ (510)	\$	-	0%
A1325	41120	NON-PROP TAX DISTR BY COUNTY	\$ (4,700,359)	\$ (5,796,999)	\$ (6,064,534)	\$	1,364,175	29%
A1325	41130	UTILITY GROSS RCPTS TAX	\$ (164,700)	\$ (164,700)	\$ (164,700)	\$	-	0%
A1325	41170	FRANCHISE TAX	\$ (230,000)	\$ (230,000)	\$ (230,000)	\$	-	0%
A1325	41230	FINANCE OFFICE	\$ (1,600)	\$ (1,600)	\$ (1,600)	\$	-	0%
A1325	41289	OTHER GENERAL GOVT INCOME	\$ (500)	\$ (500)	\$ (500)	\$	-	0%
A1325	41741	PARKING PERMITS/CITY SHARE	\$ (38,000)	\$ (38,000)	\$ (38,000)	\$	-	0%
A1325	42401	INTEREST EARNINGS	\$ (7,750)	\$ (7,750)	\$ (7,750)	\$	-	0%
A1325	42411	HSBC LOT LEASE	\$ (21,000)	\$ (21,000)	\$ (21,000)	\$	-	0%
A1325	42412	RAILROAD LEASE/ARMORY RENT	\$ (30,000)	\$ (30,000)	\$ (30,000)	\$	-	0%
A1325	42770	OTHER UNCLASSIFIED REVENUE	\$ (200,000)	\$ (138,000)	\$ (138,000)	\$	(62,000)	-31%
A1325	43001	STATE AID - PER CAPITA	\$ (2,018,810)	\$ (2,018,830)	\$ (2,018,830)	\$	20	0%
A1325	43005	MORTGAGE TAX	\$ (200,000)	\$ (250,000)	\$ (250,000)	\$	50,000	25%
A1325	45031	TRANSFER FROM WATER	\$ (803,000)	\$ (803,000)	\$ (803,000)	\$	-	0%
A1325	45032	TRANSFER FROM SEWER	\$ (870,000)	\$ (870,000)	\$ (870,000)	\$	-	0%
A1410	41255	CLERK FEES	\$ (35,000)	\$ (35,000)	\$ (35,000)	\$	-	0%
A1410	41550	PUBLIC POUND CHARGES	\$ (960)	\$ (960)	\$ (960)	\$	-	0%
A1410	42540	BINGO LICENSES	\$ (730)	\$ (730)	\$ (730)	\$	-	0%
A1410	42544	DOG LICENSES	\$ (7,625)	\$ (7,625)	\$ (7,625)	\$	-	0%

A1410	42545	MARRIAGE LICENSES	\$	(1,450)	\$	(1,450)	\$	(1,450)	\$	-	0%
A1620	43021	COURT FACILITIES MAINTENANCE	\$	(35,000)	\$	(35,000)	\$	(35,000)	\$	-	0%
A3120	41520	POLICE FEES	\$	(450)	\$	(450)	\$	(450)	\$	-	0%
A3120	41525	POLICE DEPT. - TAXI LICENSES	\$	(1,250)	\$	-	\$	-	\$	(1,250)	-100%
A3120	42260	PUBLIC SAFETY, OTHER GOV. CSD	\$	(40,125)	\$	(40,125)	\$	(40,125)	\$	-	0%
A3120	42610	FINES & FORFEITED BAIL	\$	(120,000)	\$	(120,000)	\$	(120,000)	\$	-	0%
A3120	42611	PARKING TICKETS SURCHARGE	\$	(400)	\$	(400)	\$	(400)	\$	-	0%
A3120	42612	COURT FINES & PENALTIES	\$	(50,000)	\$	(50,000)	\$	(50,000)	\$	-	0%
A3120	42620	IMPOUND LOT STORAGE FEE	\$	(17,500)	\$	(17,500)	\$	(17,500)	\$	-	0%
A3120	42655	SALES MINOR	\$	(20,700)	\$	(20,700)	\$	(20,700)	\$	-	0%
A3120	42665	SALE OF EQUIPMENT	\$	(2,450)	\$	(2,450)	\$	(2,450)	\$	-	0%
A3410	43392	STATE AID EMS TRAINING	\$	(12,350)	\$	(12,350)	\$	(12,350)	\$	-	0%
A3410	44389	FEDERAL GRANT - FIRE	\$	(41,300)	\$	(41,300)	\$	(41,300)	\$	-	0%
A3620	41231	ADMINISTRATION FEES	\$	(8,000)	\$	(8,000)	\$	(8,000)	\$	-	0%
A3620	41540	FIRE INSPECTION FEES	\$	(13,000)	\$	(13,000)	\$	(13,000)	\$	-	0%
A3620	41560	SAFETY INSPECTION FEES	\$	(15,000)	\$	(15,000)	\$	(15,000)	\$	-	0%
A3620	42501	BUSINESS & OCCCUPTAIONAL LIC.	\$	(4,865)	\$	(4,865)	\$	(4,865)	\$	-	0%
A3620	42502	P&H LICENSE FEE	\$	(9,770)	\$	(9,770)	\$	(9,770)	\$	-	0%
A3620	42503	BOARD APPLICATIONS	\$	(5,060)	\$	(5,060)	\$	(5,060)	\$	-	0%
A3620	42555	BUILDING PERMITS	\$	(50,000)	\$	(50,000)	\$	(50,000)	\$	-	0%
A3620	42556	CERTIFICATE OF OCCUPANCY	\$	(4,215)	\$	(4,215)	\$	(4,215)	\$	-	0%
A3620	42557	ZONING CERTIFICATIONS	\$	(4,000)	\$	(4,000)	\$	(4,000)	\$	-	0%
A3620	42565	PLUMBING PERMITS	\$	(10,000)	\$	(10,000)	\$	(10,000)	\$	-	0%
A3620	42590	RENTAL PERMIT FEES	\$	(15,000)	\$	(15,000)	\$	(15,000)	\$	-	0%
A3620	42591	VACANT BUILDING REGISTRY	\$	(15,000)	\$	(15,000)	\$	(15,000)	\$	-	0%
A3620	42595	CODE ENF OPERATING PERMITS	\$	(4,500)	\$	(4,500)	\$	(4,500)	\$	-	0%
A3620	42701	REFUNDS OF PRIOR YRS EXPEND	\$	(12,000)	\$	(12,000)	\$	(12,000)	\$	-	0%
A5010	42130	TRASH REMOVAL FEES - BAG SALES	\$	(630,000)	\$	(630,000)	\$	(630,000)	\$	-	0%
A5010	42131	SPECIAL TRASH PICKUP	\$	(1,700)	\$	(1,700)	\$	(1,700)	\$	-	0%
A5010	42210	GENERAL SERVICES OTHER GOVLT.	\$	19,500	\$	(19,500)	\$	(19,500)	\$	39,000	-200%
A5010	42300	NYS ARTERIAL MAINTENANCE REIM	\$	(89,800)	\$	(89,800)	\$	(89,800)	\$	-	0%
A5010	42560	STREET OPENING PERMITS	\$	(5,800)	\$	(5,800)	\$	(5,800)	\$	-	0%
A5010	42665	SPECIAL ASSESSMENT	\$	(120,000)	\$	(120,000)	\$	(120,000)	\$	-	0%
A5010	43501	CONSOLIDATED HIGHWAY AID	\$	(775,430)	\$	(510,070)	\$	(510,070)	\$	(265,360)	-34%

A7010	42019	YOUTH - SPECIAL EVENTS	\$	(17,500)	\$	(17,500)	\$	(17,500)	\$	-	0%
A7010	42021	SOFTBALL FEES	\$	(12,800)	\$	(12,800)	\$	(12,800)	\$	-	0%
A7010	42026	YOUTH, FACILITIES RENTAL FEES	\$	(25,000)	\$	(25,000)	\$	(25,000)	\$	-	0%
A7010	42350	YOUTH & REC SERV - OTHER GOVT	\$	(38,568)	\$	(86,500)	\$	(86,500)	\$	47,932	124%
A7010	42705	DONATIONS - YOUTH PROGRAMS	\$	(23,500)	\$	(23,500)	\$	(23,500)	\$	-	0%
A7010	43820	STATE AID - YOUTH BUREAU	\$	(10,000)	\$	(10,000)	\$	(10,000)	\$	-	0%
A9950	590000	TRANSFERS FROM CAPITAL	\$	(810,000)	\$	-	\$	-	\$	(810,000)	-100%
			\$		\$		\$		\$	-	
		Fot	\$	(22,010,021)	\$	(22,300,209)	\$	(22,567,744)	\$	-	-
			\$		\$		\$		\$	557,723	2.5%

City of Cortland
General Fund Revenue Source

2022 Budget

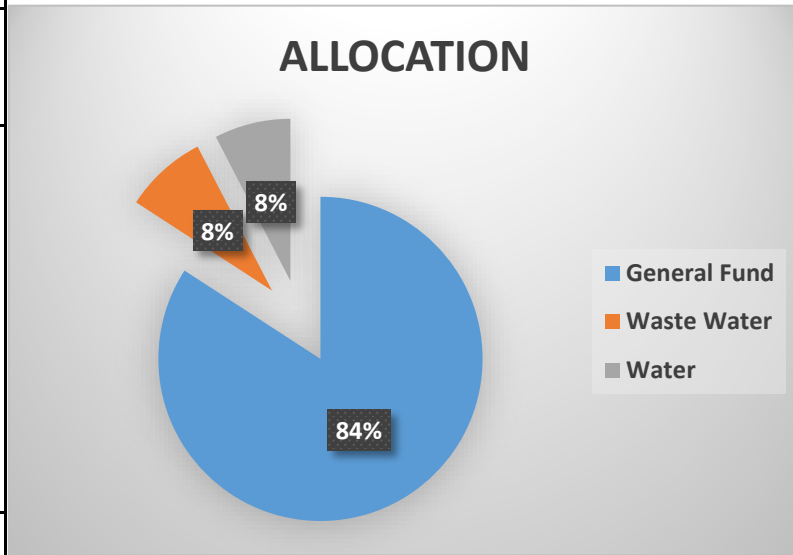


City of Cortland
 Allocation of General Fund Cost to Water and Waste Water F

2022 BUDGET

Distribution of Cost of Services to the Water and Waste Water Fund

	100%	59%	23%	18%
	2022 Expenditures Budget	General Fund	Waste Water	Water
Public Works				
Administration-Total Depart	\$ 405,720	\$ 238,201	\$ 94,489	\$ 73,029.60
Street Maint. Total Dept	\$ 1,241,200	\$ 728,718	\$ 289,066	\$ 223,416.00
Garage	\$ 25,000	\$ 14,678	\$ 5,822	\$ 4,500.00
		\$ 981,597	\$ 389,377	\$ 300,946
Administration				
	100%	84%	7%	9%
Administration	\$ 515,252	\$ 430,291	\$ 38,631	\$ 46,330
Cental Data Proessing	\$ 117,140	\$ 97,824	\$ 8,783	\$ 10,533
Law	\$ 136,740	\$ 114,193	\$ 10,252	\$ 12,295
Common Council	\$ 169,000	\$ 141,133	\$ 12,671	\$ 15,196
Mayor	\$ 113,300	\$ 94,618	\$ 8,495	\$ 10,188
General Insurance	\$ 260,000	\$ 217,128	\$ 19,494	\$ 23,378
Building	\$ 122,950	\$ 102,676	\$ 9,218	\$ 11,055
		\$ 1,197,862	\$ 107,544	\$ 128,976
Public Safety				
	100%	90%	5%	5%
Police	\$ 4,118,854	\$ 3,706,969	\$ 205,943	\$ 205,943
Fire	\$ 3,342,722	\$ 3,008,450	\$ 167,136	\$ 167,136
		\$ 6,715,418	\$ 373,079	\$ 373,079
Total	\$ 10,567,880	\$ 8,894,878	\$ 870,000	\$ 803,000



City of Cortland

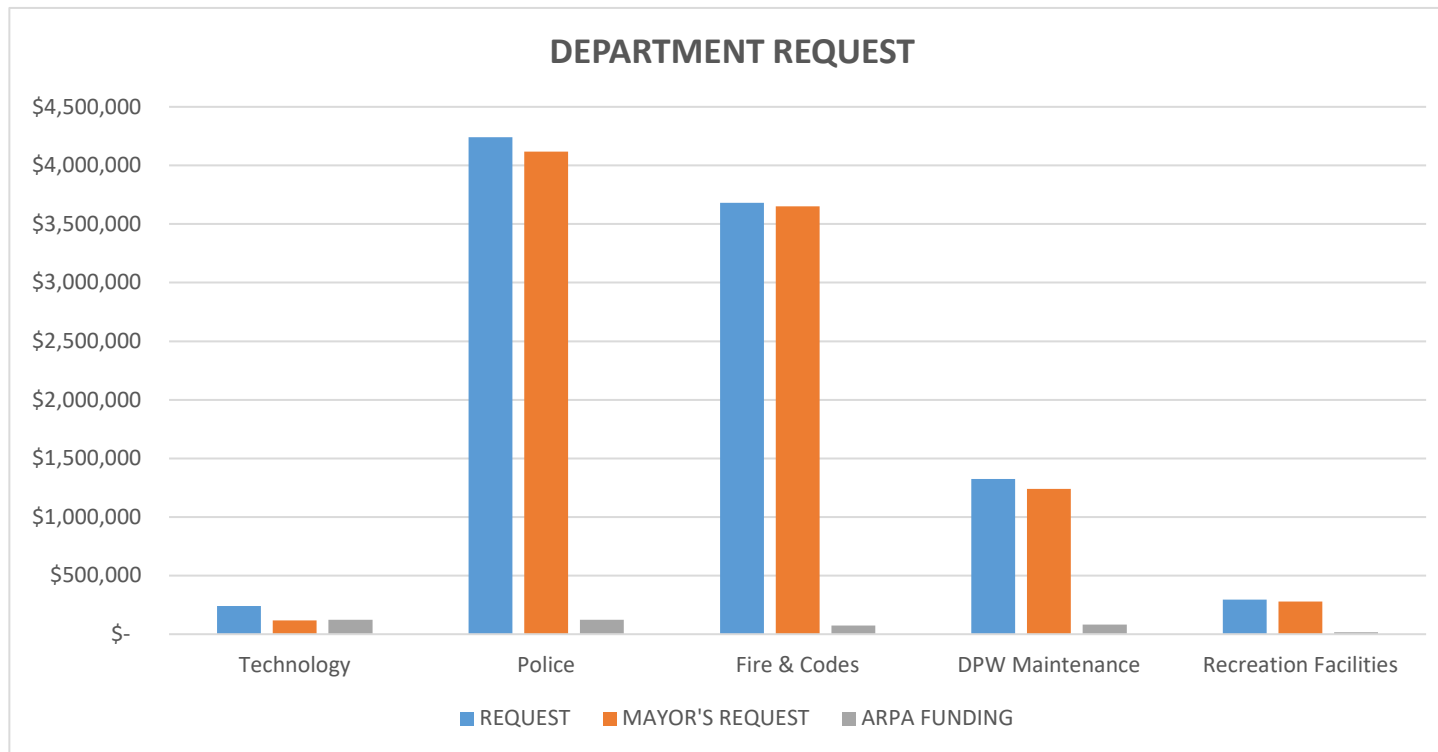
2022 BUDGET YEAR

Department Summary

YEAR	2021	2022	2022	2022	2022	2022	Change From	Percent	Percent of	
LEVEL	Adopted	Department	Mayor	Council	Proposed	Adopted	2021 Adopted	Change	Expend.	
Expenditures										
DEPARTMENT										
COMMON COUNCIL	\$ 96,500	\$ 69,000	\$ 169,000	\$ -	\$ -	\$ -	\$ 72,500	75%	1.34%	
MAYOR	\$ 77,430	\$ 79,950	\$ 113,300	\$ -	\$ -	\$ -	\$ 35,870	46%	0.90%	
FINANCE DEPT.	\$ 507,585	\$ 515,252	\$ 515,252	\$ -	\$ -	\$ -	\$ 7,667	2%	4.08%	
ASSESSMENT	\$ 70,000	\$ 70,000	\$ 70,000	\$ -	\$ -	\$ -	\$ -	0%	0.55%	
CITY CLERK	\$ 74,165	\$ 69,902	\$ 68,702	\$ -	\$ -	\$ -	\$ (5,463)	-7%	0.54%	
LAW DEPARTMENT	\$ 134,700	\$ 136,740	\$ 136,740	\$ -	\$ -	\$ -	\$ 2,040	2%	1.08%	
BUILDINGS & GROUNDS	\$ 102,500	\$ 122,950	\$ 122,950	\$ -	\$ -	\$ -	\$ 20,450	20%	0.97%	
Technology	\$ 151,600	\$ 240,140	\$ 117,140	\$ -	\$ -	\$ -	\$ (34,460)	-23%	0.93%	
TRAFFIC DEPARTMENT	\$ 75,500	\$ 75,500	\$ 75,500	\$ -	\$ -	\$ -	\$ -	0%	0.60%	
POLICE DEPARTMENT	\$ 4,332,465	\$ 4,240,694	\$ 4,118,854	\$ -	\$ -	\$ -	\$ (213,611)	-5%	32.64%	
FIRE DEPARTMENT	\$ 2,912,955	\$ 3,191,587	\$ 3,342,722	\$ -	\$ -	\$ -	\$ 429,767	15%	26.49%	
ANIMAL CONTROL	\$ 77,321	\$ 78,867	\$ 83,867	\$ -	\$ -	\$ -	\$ 6,546	8%	0.66%	
CODE ENFORCEMENT	\$ 404,331	\$ 489,223	\$ 309,402	\$ -	\$ -	\$ -	\$ (94,929)	-23%	2.45%	
DPW ADMINISTRATION	\$ 310,410	\$ 405,720	\$ 405,720	\$ -	\$ -	\$ -	\$ 95,310	31%	3.21%	
DPW MAINTENANCE	\$ 1,318,510	\$ 1,323,200	\$ 1,241,200	\$ -	\$ -	\$ -	\$ (77,310)	-6%	9.84%	
DPW GARAGE	\$ 25,000	\$ 25,000	\$ 25,000	\$ -	\$ -	\$ -	\$ -	0%	0.20%	
DPW SNOW & ICE CONTROL	\$ 241,000	\$ 276,000	\$ 276,000	\$ -	\$ -	\$ -	\$ 35,000	15%	2.19%	
RECREATION ADMINSTRATI	\$ 76,263	\$ 34,855	\$ 34,855	\$ -	\$ -	\$ -	\$ (41,408)	-54%	0.28%	
PARKS	\$ 277,835	\$ 286,185	\$ 286,185	\$ -	\$ -	\$ -	\$ 8,350	3%	2.27%	
PLAYGROUNDS & REC FACILIT	\$ 283,965	\$ 295,180	\$ 279,255	\$ -	\$ -	\$ -	\$ (4,710)	-2%	2.21%	
POOLS	\$ 129,288	\$ 144,950	\$ 144,950	\$ -	\$ -	\$ -	\$ 15,662	12%	1.15%	
YOUTH PROGRAMS	\$ 26,040	\$ 38,050	\$ 38,050	\$ -	\$ -	\$ -	\$ 12,010	46%	0.30%	
STORM AND SANITARY SEW	\$ 8,200	\$ 8,200	\$ 8,200	\$ -	\$ -	\$ -	\$ -	0%	0.06%	
TRASH COLLECTION	\$ 630,000	\$ 630,000	\$ 630,000	\$ -	\$ -	\$ -	\$ -	0%	4.99%	
DPW STREET CLEANING	\$ 7,000	\$ 7,000	\$ 7,000	\$ -	\$ -	\$ -	\$ -	0%	0.06%	
	\$ 12,350,563	\$ 12,854,145	\$ 12,619,844	\$ -	\$ -	\$ -	\$ 269,281	2%		

City of Cortland
General Fund Operating Departments
Department Request vs Mayor's Budget

DEPARTMENT	REQUEST	MAYOR'S REQUEST	ARPA FUNDING
Technology	\$ 240,140	\$ 117,140	\$ 123,000
Police	\$ 4,240,694	\$ 4,118,854	\$ 123,000
Fire & Codes	\$ 3,680,810	\$ 3,652,124	\$ 73,000
DPW Maintenance	\$ 1,323,200	\$ 1,241,200	\$ 82,000
Recreation Facilities	\$ 295,180	\$ 279,255	\$ 15,925



2022 BUDGET YEAR

VERSION D/ 9/23/2021
 LEVEL MAYOR

YEAR	2021		2022		2022		2022		2022		2022	
LEVEL	Adopted	% of Rev.	Department	% of Rev.	Mayor	% of Rev.	Council	% of Rev.	Proposed	% of Rev.	Adopted	% of Rev.
Common Council	\$ 96,500	0%	\$ 69,000	0%	\$ 169,000	-1%						
Mayor	\$ 77,430	0%	\$ 79,950	0%	\$ 113,300	-1%						
Finance	\$ 507,585	-2%	\$ 515,252	-2%	\$ 515,252	-2%						
City Clerk	\$ 74,165	0%	\$ 69,902	0%	\$ 68,702	0%						
Law	\$ 134,700	-1%	\$ 136,740	-1%	\$ 136,740	-1%						
Building & Grounds	\$ 138,000	-1%	\$ 122,950	-1%	\$ 122,950	-1%						
Technology	\$ 151,600	-1%	\$ 240,140	-1%	\$ 117,140	-1%						
Traffic	\$ 75,500	0%	\$ 75,500	0%	\$ 75,500	0%						
Police	\$ 4,585,340	-21%	\$ 4,240,694	-19%	\$ 4,118,854	-18%						
Fire	\$ 2,966,605	-13%	\$ 3,191,587	-14%	\$ 3,342,722	-15%						
Codes	\$ 404,331	-2%	\$ 489,223	-2%	\$ 309,402	-1%						
DPW Administration	\$ 310,410	-1%	\$ 405,720	-2%	\$ 405,720	-2%						
DPW Maintenance	\$ 1,318,510	-6%	\$ 1,323,200	-6%	\$ 1,241,200	-5%						
DPW Garage	\$ 25,000	0%	\$ 25,000	0%	\$ 25,000	0%						
DPW Snow & Ice Removal	\$ 241,000	-1%	\$ 276,000	-1%	\$ 276,000	-1%						
Recreation Administration	\$ 203,631	-1%	\$ 34,855	0%	\$ 34,855	0%						
Parks	\$ 277,835	-1%	\$ 286,185	-1%	\$ 286,185	-1%						
Playground & Rec Centers	\$ 283,965	-1%	\$ 295,180	-1%	\$ 279,255	-1%						
Beach & Pool	\$ 129,288	-1%	\$ 144,950	-1%	\$ 144,950	-1%						
Youth Programs	\$ 26,040	0%	\$ 38,050	0%	\$ 38,050	0%						
Storm & Sanitary Sewer	\$ 8,200	0%	\$ 8,200	0%	\$ 8,200	0%						
Trash Collection	\$ 630,000	-3%	\$ 630,000	-3%	\$ 630,000	-3%						
DPW Street Cleaning	\$ 7,000	0%	\$ 7,000	0%	\$ 7,000	0%						
Total Department Operations	\$ 12,672,635	-57.58%	\$ 12,705,278	-57%	\$ 12,465,977	-55%						

2022 BUDGET YEAR

Department Summary

YEAR	2021	2022	2022	2022	2022	2022	Change From	Percent	Percent of	
LEVEL	Adopted	Department	Mayor	Council	Proposed	Adopted	2021 Adopted	Change	Expend.	
Base Wages and Salaries	Account 510000									
DEPARTMENT										
COMMON COUNCIL	\$ 40,000	\$ 40,000	\$ 80,000	\$ -	\$ -	\$ -	\$ 40,000	100%	0.93%	
MAYOR	\$ 75,130	\$ 76,650	\$ 110,000	\$ -	\$ -	\$ -	\$ 34,870	46%	1.28%	
FINANCE DEPT.	\$ 351,585	\$ 354,252	\$ 354,252	\$ -	\$ -	\$ -	\$ 2,667	1%	4.11%	
CITY CLERK	\$ 63,715	\$ 59,452	\$ 59,452	\$ -	\$ -	\$ -	\$ (4,263)	-7%	0.69%	
LAW DEPARTMENT	\$ 102,000	\$ 104,040	\$ 104,040	\$ -	\$ -	\$ -	\$ 2,040	2%	1.21%	
CENTRAL SERVICES	\$ 77,000	\$ 78,540	\$ 78,540	\$ -	\$ -	\$ -	\$ 1,540	2%	0.91%	
POLICE DEPARTMENT	\$ 3,243,345	\$ 3,188,095	\$ 3,188,095	\$ -	\$ -	\$ -	\$ (55,250)	-2%	37.02%	
FIRE DEPARTMENT	\$ 2,155,305	\$ 2,379,537	\$ 2,554,472	\$ -	\$ -	\$ -	\$ 399,167	19%	29.66%	
CODE ENFORCEMENT	\$ 270,231	\$ 312,373	\$ 127,352	\$ -	\$ -	\$ -	\$ (142,879)	-53%	1.48%	
DPW ADMINISTRATION	\$ 187,600	\$ 204,110	\$ 204,110	\$ -	\$ -	\$ -	\$ 16,510	9%	2.37%	
DPW MAINTENANCE	\$ 781,960	\$ 860,700	\$ 860,700	\$ -	\$ -	\$ -	\$ 78,740	10%	9.99%	
RECREATION ADMINSTRATI	\$ 176,055	\$ 178,550	\$ 178,550	\$ -	\$ -	\$ -	\$ 2,495	1%	2.07%	
PARKS	\$ 255,762	\$ 260,975	\$ 260,975	\$ -	\$ -	\$ -	\$ 5,213	2%	3.03%	
PLAYGROUNDS & REC FACILIT	\$ 283,965	\$ 295,180	\$ 279,255	\$ -	\$ -	\$ -	\$ (4,710)	-2%	3.24%	
POOLS	\$ 129,288	\$ 144,950	\$ 144,950	\$ -	\$ -	\$ -	\$ 15,662	12%	1.68%	
YOUTH PROGRAMS	\$ 16,000	\$ 27,000	\$ 27,000	\$ -	\$ -	\$ -	\$ 11,000	69%	0.31%	
	\$ 8,208,941	\$ 8,564,404	\$ 8,611,743	\$ -	\$ -	\$ -	\$ 402,802	5%	100.00%	

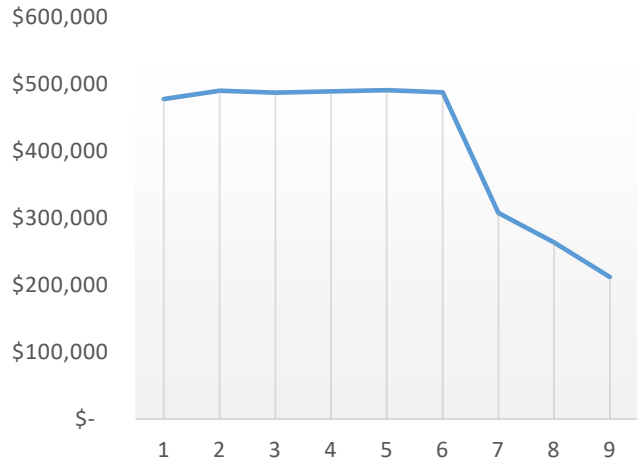
Coty of Cortland
2022 Budget
Schedule Debt Service

General Fund	YEAR									
	2022	2023	2024	2025	2026	2027	2028	2029	2030	
	\$ 477,815	\$ 489,924	\$ 487,303	\$ 489,111	\$ 490,941	\$ 487,825	\$ 307,525	\$ 263,794	\$ 211,893	

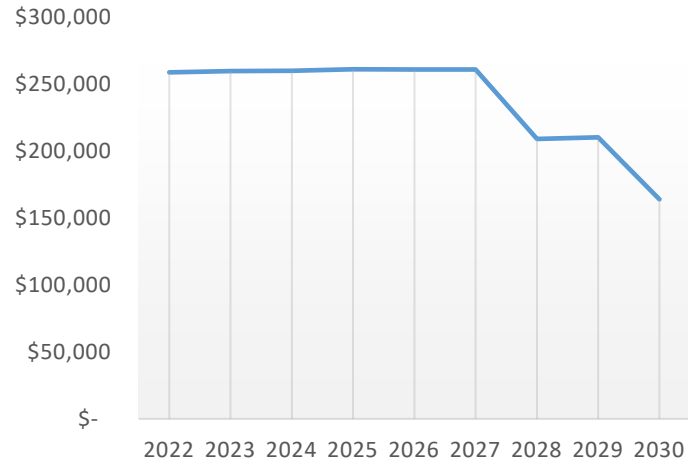
Water Fund	YEAR									
	2022	2023	2024	2025	2026	2027	2028	2029	2030	
	\$ 258,754	\$ 259,558	\$ 259,914	\$ 260,956	\$ 260,768	\$ 260,795	\$ 209,051	\$ 210,041	\$ 163,893	

Waste Water	YEAR									
	2022	2023	2024	2025	2026	2027	2028	2029	2030	
	\$ 719,545	\$ 725,322	\$ 720,431	\$ 725,986	\$ 732,386	\$ 730,026	\$ 702,376	\$ 704,873	\$ 706,458	

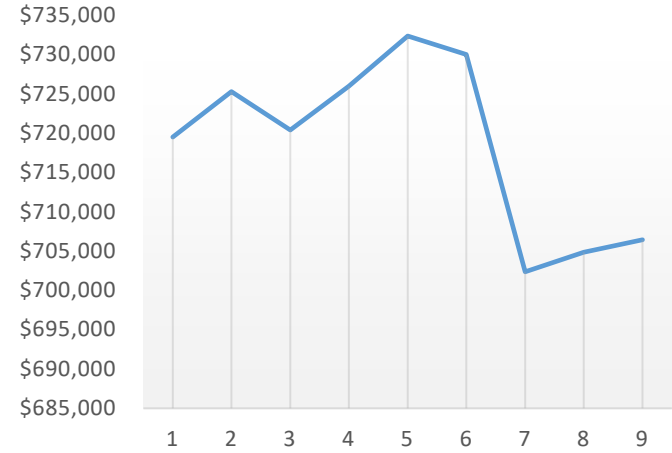
GENERAL FUND DEBT SERVICE



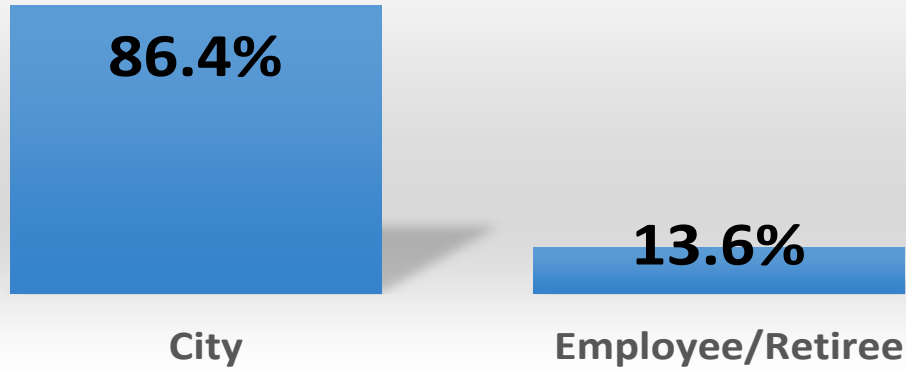
WATER FUND DEBT SERVICE



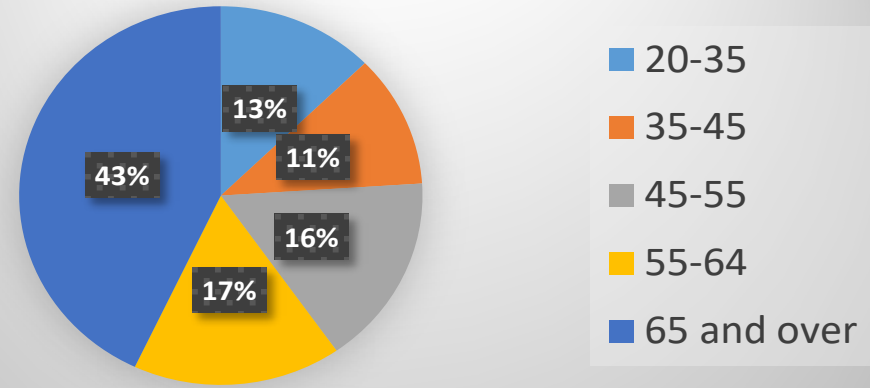
WASTE WATER DEBT SERVICE



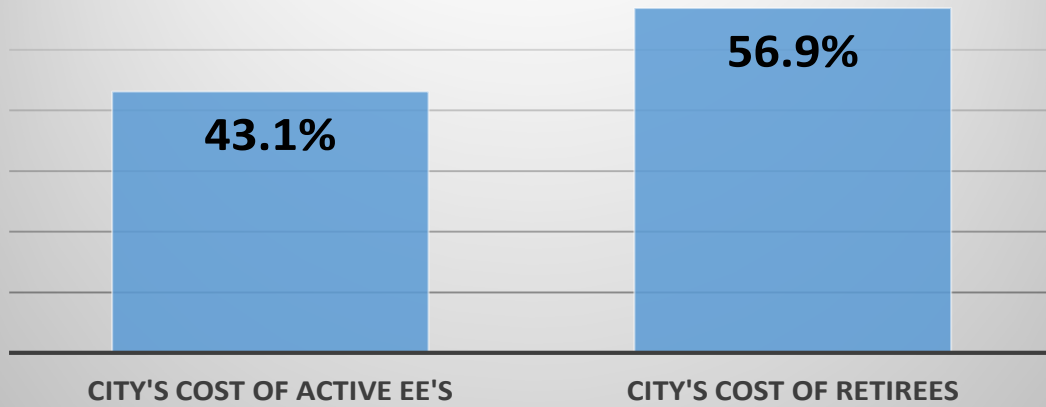
COST SHARING



AGE DISTRIBUTION



DISTRIBUTION OF CITY'S PREMIUM SHARE BETWEEN ACTIVE AND RETIRED EMPLOYEES



DISTRIBUTION OF RETIREE ELIGIBILITY FOR MEDICARE

